

# 2013 Annual Report

AUCKLAND SWIMMING ASSOCIATION INC



Scottie T Photography



# ASA SPONSORS 2013/2014

We sincerely thank all our sponsors  
for their continued support



ASB Community Trust

Te Kaitiaki Putea o Tamaki o Tai Tokerau




Since 1899



supported by 'ASB



DEALS MONEY CAN'T BUY





# Annual Report and Financial Statements 2012/2013

## CONTENTS

|   |              |
|---|--------------|
| <b>Office Bearers</b> .....   | 3            |
| Life Members .....  | 4            |
| Auckland Swimming Honours & Service Awards .....  | 5            |
| New Zealand Swimming Honours & Service Awards .....   | 8            |
| <b>Reports</b> .....  | 11           |
| Chairman's Report .....   | 11           |
| Executive Officer's Report .....  | 15           |
| <b>Club Membership</b> .....  | 20           |
| Registrar's Report .....  | 20           |
| <b>Trophies</b> .....   | 22           |
| Auckland Swimming Association Trophies 2012/2013 .....  | 22           |
| National & Regional Trophies 2011/2012 (held by Auckland or Aucklanders) .....                            | 23           |
| <b>Records</b> .....  | 24           |
| New Zealand Swimming Records 2011/2012 (set by Auckland or Aucklanders) .....                             | 24           |
| Auckland Swimming Record Applications 2012/2013 .....   | 25           |
| <b>Officials</b> .....  | 25           |
| Auckland Swimming Officials Qualifications 2012/2013 .....  | 25           |
| New Zealand Swimming Officials Qualifications 2012/2013 .....   | 25           |
| <b>Auckland Swimming Championship Results</b> .....   | 28           |
| Auckland Winter Championships (30 August - 2 September 2012) .....  | 28           |
| Auckland Distance & Relay Championships (27 – 28 September 2012) .....                                    | 31           |
| Auckland Junior Invitational (23 - 25 November 2012) .....  | 32           |
| Auckland Age Group Championships (7 – 9 December 2012) .....  | 34           |
| Anthony Mosse Classic (26 – 29 January 2013) .....  | 38           |
| Auckland Open Championships (23 – 26 February 2012) .....   | 43           |
| <b>New Zealand Swimming Championship Results</b> .....  | 44           |
| New Zealand Age Group & Open Short Course Championships, Wellington (29 September – 3 October 2012) ..... | 44           |
| New Zealand Open Water Championships, Taupo (12 - 13 January 2013) .....                                  | 50           |
| New Zealand Junior Championships, Auckland, Wellington (16 – 17 February 2013) .....                      | 51           |
| New Zealand Age Group Championships, Wellington (26 February - 2 March 2013) .....                        | 53           |
| New Zealand Open Championships, Auckland (17 – 22 March 2013) .....                                       | 56           |
| New Zealand Division 2 Championships, Dunedin (21 – 24 April 2013) .....                                  | 57           |
| <b>Representatives</b> .....  | 58           |
| <b>Meet Profiles 2012/2013</b> .....  | 62           |
| <b>Financial Statements</b> .....   | See Appendix |
| Association Directory .....   |              |
| Audit Report .....  |              |
| Statement of Financial Position .....   |              |
| Statement of Financial Performance .....  |              |
| Statement of Movements of Equity .....  |              |
| Notes to the Financial Statements .....   |              |
| Depreciation Schedule as at 30 April 2012 .....   |              |









## OFFICE BEARERS 2012/2013

|                                |                              |                           |
|--------------------------------|------------------------------|---------------------------|
| <b>President</b>               | David Jack                   |                           |
| <b>Chair</b>                   | Teresa Stanley               |                           |
| <b>Vice-Chair</b>              | Willem Coetzee               |                           |
| <b>Executive Officer</b>       | Brian Palmer                 |                           |
| <b>Registrar's</b>             | Tonia Wheeler & Alison Fitch |                           |
| <b>Elected Board Members</b>   | Gwen Ryan                    | Claudia Hill              |
|                                | Cameron Gibson               |                           |
|                                |                              |                           |
| <b>Appointed Board Member</b>  | Robin Baddock                |                           |
|                                |                              |                           |
| <b>Selectors</b>               | Helen Norfolk                | Cameron Gibson            |
|                                | Sam Caradus                  | Tonia Wheeler(Registrar)  |
|                                |                              |                           |
| <b>Competitive Swim Group</b>  | Gary Francis                 | Glenn Hamblyn             |
|                                | Gwen Ryan                    |                           |
|                                |                              | Tonia Wheeler (Registrar) |
|                                |                              |                           |
| <b>Events Management Group</b> | Mike Knowles                 | Jo Draisey                |
|                                | Toni Bayliffe                | Viti Flanagan             |
|                                | David Priscott               |                           |
|                                |                              |                           |
| <b>Technology Group</b>        | Jo Draisey                   | Matt Foy                  |
|                                | Tim Draisey                  | Cameron Blackburn         |
|                                |                              |                           |
| <b>Technical Group</b>         | Ross Bragg                   | Alan Draisey              |
|                                | Tony Cooper                  | Eperthea Coetzee          |
|                                | Joe Coury                    |                           |

## LIFE MEMBERSHIP AND AWARDS COMMITTEE

| <b>Committee</b> | <b>Retires</b> | <b>Category</b>           |
|------------------|----------------|---------------------------|
| David Jack       | 2013           | New Zealand Service Award |
| Jo Davidson      | 2014           | New Zealand Service Award |
| Andy Harper      | 2015           | Auckland Life Member      |
| Andrew Brown     | 2016           | Auckland Service Award    |
| Seat Vacant      | 2017           | Auckland Service Award    |



## ASA LIFE MEMBERS

|                   |      |      |   |
|-------------------|------|------|---|
| Andy Harper       |      | 2011 | NZSF Service Award                        |
| Jim Goodwin       |      | 2010 | NZSF Service Award                        |
| Shirley McKay     |      | 2010 |   |
| Ian Burrow        |      | 2010 | NZSF Service Award                        |
| John West         |      | 2006 | NZSF Honours Award                        |
| Allan Green       |      | 2003 |   |
| Winifred Lawrence | MNZM | 2001 | * Memoriam                                |
| Mrs S Burrow      |      | 2000 | NZSF Honours Award                        |
| Mr J Mace         |      | 1999 | NZSF Honours Award                        |
| Mr W Martin       |      | 1998 | * Memoriam                                |
| Mrs B Shaw        |      | 1992 | * Memoriam NZSF Service Award             |
| Mrs E Grimmer     | MNZM | 1991 | NZSF Service Award                        |
| Mr M Raymond      |      | 1991 | * Memoriam NZSF Service Award             |
| Mrs K Cormack     |      | 1988 | NZSF Service Award                        |
| Mr E Barfoot      |      | 1984 | * Memoriam                                |
| Mr D L Shaw       | MNZM | 1982 | * Memoriam NZSF Honours Award (NZSF 1995) |
| Mr J Greenwood    |      | 1979 | * Memoriam NZSF Service Award             |
| Mr L R Reed       |      | 1979 | * Memoriam NZSF Honours Award             |
| Mr J A Cormack    |      | 1974 | * Memoriam NZSF Honours Award             |
| Mrs E C Williams  |      | 1974 | * Memoriam NZSF Honours Award             |
| Mr J H Vivian     |      | 1973 | * Memoriam NZSF Honours Award             |
| Mrs N M Williams  | MBE  | 1972 | NZSF Honours Award (NZSF 1988)            |
| Mr M Franklin     | MBE  | 1971 | * Memoriam NZSF Honours Award             |
| Mr W N Dalton     |      | 1970 | * Memoriam NZSF Honours Award             |
| Mr M A Shanahan   | OBE  | 1968 | * Memoriam NZSF Honours Award             |
| Mr N Batchelor    |      | 1967 | * Memoriam NZSF Honours Award             |
| Mr C R Moore      | MBE  | 1966 | * Memoriam NZSF (NZSF 1957)               |
| Mrs W M Bridson   |      | 1964 | * Memoriam NZSF Honours Award             |
| Miss E Tisley     |      | 1962 | * Memoriam NZSF Honours Award             |
| Mr C L Brown      |      | 1959 | * Memoriam NZSF Honours Award             |
| Mr B L Whineray   |      | 1959 | * Memoriam NZSF Service Award             |
| Mr R E Harding    |      | 1957 | * Memoriam NZSF Honours Award (NZSF 1974) |
| Mr F W Grey       |      | 1954 | * Memoriam NZSF Honours Award             |
| Dr T H Pettit     |      | 1940 | * Memoriam NZSF Service Award (NZSF 1974) |
| Mr J Enwright     |      | 1940 | * Memoriam                                |
| Mr H Johnston     |      | 1940 | * Memoriam                                |
| Mr L J Kenny      |      | 1940 | * Memoriam                                |
| Mr J R Miller     |      | 1940 | * Memoriam                                |
| Mr H W Moore      |      | 1940 | * Memoriam                                |
| Mr D B Mulvihill  |      | 1940 | * Memoriam                                |
| Mr E H Potter     |      | 1940 | * Memoriam                                |
| Mr G Reid         |      | 1940 | * Memoriam                                |
| Mr R M Sheffield  |      | 1940 | * Memoriam                                |
| Honorary Member:  |      |      |   |
| Mrs Josie Slack   |      | 2002 |   |
| Mr C R A Williams |      | 1986 |   |

NB: NZSF Service Award (instituted 1930)

NZSF Honours Award (instituted 1961)

*Date alongside name is when granted Life Membership of New Zealand*





## ASA HONOURS AWARDS

|      |  |
|------|--|
| 2012 | Leigh Johns, Tonia Wheeler   |
| 2011 | Andy Brown, Mike Knowles, Julie Salt, Max Walker, Alan Draisey,<br>Posthumous Honours Award to Jill Vernon |
| 2010 | Ernie Foy, Judith Wright, Gwen Ryan, Jo Draisey  |
| 2007 | Ian Burrow, David McRae, Jan Fulton,   |
| 2006 | Shirley McKay,   |
| 2005 | Gary Fernandez, Theo van der Kraay   |
| 2004 | David Jack, Ralph Lumsden  |
| 2003 | A Harper   |
| 1999 | L Smith, R Mudgway, J Goodwin, D Gear  |
| 1997 | J Sibun, H Bowen, J Mace, A Green, S Bray, J West  |
| 1993 | J Pearson, A Quinton   |
| 1990 | A Meyle, A Brake   |
| 1986 | W Lawrence, A Clow   |
| 1984 | E Grimmer, M Raymond   |
| 1983 | J Mazzoleni  |
| 1982 | L McKenna, B Shaw  |
| 1981 | W Petersen   |
| 1980 | E Petersen   |
| 1978 | B Wills, L Hubbers, A Hawkins, K Cormack   |
| 1977 | B McKenna, R Reed, D L Shaw, E C Barfoot   |
| 1974 | J Weaver   |
| 1972 | M Cooper, J Cormack, L Reed  |
| 1971 | H Vivian, J Greenwood  |
| 1968 | B Simpson  |



## ASA SERVICE AWARDS

|      |  |
|------|--|
| 2012 | Heidi Ingram, Lisa Crene, Belinda Donaldson, Malcolm Donaldson, Daryl Follows, Kristina Quintal, Joe Coury, Ken Myncham, Kym Myncham, Croisella McKenzie, Moe Richardson, Grant Richardson, Kate Baddock, Brian Tong, Josephine Tong, Tim Benson, Igor Polianski, Lisa Voss, Jo Davidson, Ross Bragg, Scott Talbot, Mihai Mandache, Brian Palmer*, Rossanna Palmer*, Hayley Palmer*, Tirol Palmer* |
| 2011 | Teresa Stanley, Paul Kent, Tim Draisey, Phil Mitchell, Glenn Hamblyn   |
| 2010 | Suzanne Speer, Julie Fonua, Kristin Benson, Liz Davis, Tonia Wheeler, Alison Fitch, Philippa Bouzaid, Daniel Feisst, Sarah Blackburn, Daniel Ryan, Claudia Hill, Beverley Lang, Simon Mayne, Thomas Ansorg, Gary Lane & Julie Bluck  |
| 2009 | Robin Baddock, Carmel Dickson, Lisa Ingledew, Bernadette McEwan, Alison Curd   |
| 2007 | Toni Bayliffe, Neil Williams, Andy Brown, Helen Price, Mike Knowles, Nick Blundell   |
| 2006 | Mark Bone, Mark Saunders, Leigh Johns, Kevin Greenfield  |
| 2005 | Carol Stoney, Donna Bouzaid, Ellen-Jane Waetford   |
| 2004 | Jan Cameron, Sue Snyders, Julie Salt, Jane Hahn, Alan Draisey, Marilyn Sheehan, Barry Ryan, Jill Vernon  |
| 2003 | M Roberts, B Boston, L Wati, D Jack, M Walker, W Jackson, P Gordon   |
| 2002 | J Draisey, R Campey, L. Nancarrow  |
| 2001 | J Parr, M Aperahama, W Peterson, T. Green, R Lumsden, P Castles  |
| 2000 | E Foy, R Crighton, G Lee, M Foy, T Southan, J Thompson, B Lowrie, P Radley, G Sibun  |
| 1999 | P Sutton, J Wright, G Ryan, L Erbs, S Humphrey, B Parr, D Aperahama, P Pritchard   |
| 1998 | P Mahy, C King, J Sutcliffe, L Sheeran   |
| 1997 | I Burrow, A McDonough, C Twine, T Rix-Trott, C Becroft, S Gough, D McRae, P Holland R Clarke   |
| 1996 | A Taylor, J Fayerman, P Kelly, B Leef, N Glass, C Reed, S McCallum, A van der Kraay,   |
| 1996 | K Mildon, D Mullin   |
| 1995 | B Cole, J Fulton, W Wilson, T van der Kraay, M Pringle   |
| 1994 | L Carter, G Fernandez, S McKay, A Harper, R Mudgway  |
| 1993 | T Milich, A Smith, G Tuck  |
| 1992 | G Swasbrook, M Bell, M Caskie  |
| 1991 | D Olney, J Mason, J Goodwin  |
| 1990 | J Sibun, A Green, P Smith, H Bowen   |
| 1989 | A Pearce   |
| 1988 | J Cox, A Foster, G Grant, G Rush, L Smith, P Bates, D Mahon  |
| 1987 | B Olney, R Olney, J Bonney   |
| 1986 | J McCaughan, H Hume, E Pratt, B Jeromsen, K Torrance, J Weldon, C Bright, D Bennett, J Mace  |
| 1985 | A Wentink, S Bray, V King, J West  |
| 1984 | D Kingsman, R Wood, A Brake, C Gallich, P Manning, F Holes, B Bridgman, L Pavlovich  |
| 1983 | J Ross, A Quinton, W Keesing-Styles  |
| 1982 | R Wallis, S Grahame, M Nolan, B Faulkner, S Brockenhuizen, J Williamson, B Bowles, D Wong, C Wells   |
| 1981 | R West, A Graham   |
| 1980 | W Gilchrist, D Gear, K Crocker   |
| 1979 | R McIntosh, B Pope, A Meyle, G Knights, P Jenkins, F Collins   |
| 1978 | G Breed, B Coutanche, J Whelan, R Smith, B Grant, B McKinstry  |

|      |  |
|------|--|
| 1977 | P Thwaites, L Harvey, E Henry, E Idoine, J Sample, E Sheppard, R Sangster, J Partridge   |
| 1976 | F Cleverdon, J Pearson, J Hogan, T Culpan, M Lye, J Main, W C Cleverdon,<br>B Cunningham, N Culpan, L L Thompson, R S Dell   |
| 1975 | J Dyer, G Elliott, J Glover, T Green, C C Kidd, A McGee, F Moseley, A Steel, D Wolff,<br>Betty Potts, D Ramsay, V Potts  |
| 1974 | F Arnold, A Clough, D Elliot, M Raymond, J Hendry, N McKay, E Grimmer, W Lawrence,<br>N Kerkin, J Davies, T Trussler   |
| 1973 | Mr Allen, I Higgs, K Blanchard, R Brady, J Mazzoleni, D Smith, E Bowles, E Kessling-Styles   |
| 1972 | P Henry, J Higgs, T Ward, T Graham, B Arcus, A Spittal   |
| 1971 | N Crawford, H van der Stock, G Johnson, D Bidwell, L McKenna, W Petersen   |
| 1970 | M Gorman, D Ware, E Petersen, B Shaw, D Jarvis   |
| 1969 | D W Reid, Z Holloway, I Lloyd, J McNally, D Wakeley, J Barfoot   |
| 1968 | L Hubbers, B Thwaites, K Oliver, R Holloway  |
| 1967 | C Brady, J Macrae, D Shaw, O Mortenson, B McKenna  |
| 1966 | K Dickinson, A Phillips, W Martin, J Carney,. D Busing, M Moyle  |
| 1965 | D Haigh, A Alison, S Cooper, E Barfoot, R Reed, A Dingle   |
| 1964 | R Chaplin, J Thomas, L D Blomfield, J Weaver, Vic Capper, A Hawkins  |
| 1963 | T Roy, W Norman, A H Marshall, H Halliday, J Dobson, W Pervan, E Burke, G Wakeley,<br>B Francevic, A Day, N Cox, K Cormack, M Warbrick, A Veart, R Greenwood, W K Brown,<br>E Jones, W Dunsmore, R Wills, W Masson, N Williams, N Liddle |
| 1962 | H Liddle, J Cormack, T Kerr, M Cooper, W Harris, L Reed, J Jensen, M H Hodgson   |
| 1961 | D Elder, J Dingle, J Nelson  |
| 1960 | T King, J Greenwood  |
| 1959 | W L Dalton, M A Shanahan, Faulconbridge  |
| 1958 | F Hawke  |
| 1957 | N Batchelor, Miss Todd, R Robb   |
| 1956 | J Scholes  |
| 1953 | J H Vivian, A D Bridon   |
| 1950 | T C Morrison   |
| 1947 | R E Harding  |

\*2012 – Special Service Award to the Palmer Family with individuals named as per schedule





## NZ SWIMMING LIFE MEMBERS

|      |                         |
|------|-------------------------|
| 2012 | Ross Bragg              |
| 2009 | John Mace               |
| 1995 | D L Shaw * Memoriam     |
| 1988 | Norma Williams          |
| 1974 | R E Harding * Memoriam  |
| 1957 | C R Moore * Memoriam    |
| 1950 | H T Pettit * Memoriam   |
| 1900 | R St. Claire * Memoriam |

## NZ SWIMMING HONOURS SERVICE AWARDS

|      |                                     |
|------|-------------------------------------|
| 2011 | Jo Davidson                         |
| 2008 | S Burrow                            |
| 2003 | John West                           |
| 1999 | John Mace                           |
| 1993 | W Lawrence * Memoriam               |
| 1988 | D L Shaw * Memoriam                 |
| 1986 | M Raper * Memoriam                  |
| 1979 | L Reed * Memoriam                   |
| 1978 | J A Cormack * Memoriam              |
| 1976 | N Williams                          |
| 1976 | H Vivian * Memoriam                 |
| 1974 | J Greenwood                         |
| 1973 | M A Shanahan, E Williams * Memoriam |
| 1972 | W Dalton * Memoriam                 |
| 1970 | W M Bridson * Memoriam              |
| 1961 | T Harding, E Tisley * Memoriam      |
| 1960 | F Grey * Memoriam                   |

## NZ SWIMMING SERVICE AWARDS

|      |   |
|------|---|
| 2012 | Daryl Follows, Leigh Johns, Max Walker,                             |
| 2010 | Toni Bayliffe, Alan Draisey, Jill Vernon, Tonia Wheeler             |
| 2009 | David Jack  |
| 2008 | Ian Burrow, Jo Draisey, Andy Harper, Gwen Ryan, Lyn Wati            |
| 2007 | Jan Cameron, Donna Bouzaid, Judith Wright, Ralph Lumsden, Mark Bone |
| 2005 | Mark Saunders   |
| 2001 | Jo Davidson   |
| 1999 | J Goodwin, R Reed   |
| 1998 | R Mudgway, A Green  |
| 1997 | D Gear, K Mildon  |
| 1996 | H Bowen   |
| 1993 | J Mace  |

|      |  |
|------|--|
| 1992 | J West   |
| 1991 | S Bray, G Knights, R Wood  |
| 1986 | A Brake  |
| 1985 | B Shaw   |
| 1984 | F Cleverdon, N Raymond   |
| 1983 | J Mazzoleni  |
| 1982 | E Grimmer  |
| 1981 | E Keesing-Styles   |
| 1980 | K Cormack  |
| 1979 | E Barfoot  |
| 1978 | G Martlew, L D McKenna   |
| 1977 | W Lawrence   |
| 1975 | D L Shaw   |
| 1974 | J Weaver   |
| 1971 | B McKenna  |
| 1970 | M Cooper   |
| 1969 | L Reed   |
| 1968 | J Cormack  |
| 1967 | E Jones  |
| 1966 | N Williams   |
| 1965 | J Dingle   |
| 1964 | J Greenwood  |
| 1963 | W Norman   |
| 1962 | T King   |
| 1961 | W L Dalton   |
| 1960 | M A Shanahan   |
| 1959 | W M Bridson, E C Williams, D D Graham, F J Hawke, R G Todd, B C Simpson    |
| 1958 | H Vivian, N S Batchelor  |
| 1957 | C Brown  |
| 1956 | M Franklin, J Bower  |
| 1955 | B Whineray, W J Gibbons  |
| 1950 | A D Spring, E Maud   |
| 1947 | R E Harding, P R Worden  |
| 1944 | L J Kenny  |
| 1942 | M Raper, A Rowlands  |
| 1941 | Miss E Tisley, A Rowlands  |
| 1940 | A Gardiner, H T Pettit   |
| 1939 | C Rex-Moore, G F Bertrand, J R Miller, H Johnston, W Elwarth, W O Stockley |
| 1938 | F Grey, D Mulvhill   |
| 1935 | T C Hobbs-Jones, D Saunders, G Reid  |
| 1934 | R M Sheffield, H Moore   |
| 1933 | E Johnston   |
| 1931 | C E Barnard, L Brighton  |







## CHAIRMAN'S REPORT 2013

Congratulations must go to top Auckland swimmer, Lauren Boyle, who in the space of one year achieved the National Swimmer of the Year, State Insurance NZ Swimmer of the Year, a fourth at the London Olympics, a gold medal at the FINA Short Course World Champs and no less than six different National Records. Congratulations also to our breaststroke champion Glenn Snyders, for his two National Long Course Records at the London Olympics and a third (SC) at the World Cup in Stockholm. Well done to Nielson Varoy who established two new open Short Course records in the Mens 50m Freestyle. Melissa Ingram retired from a distinguished career this year, but not before she joined with her relay team mates in setting a new national record for the womens 4 x 200 meter freestyle relay at the London Olympics. A further 8 Auckland Swimmers (Tabitha Baumann, Caroline Baddock, Rima Williams, Jacob Garrod, Michael Mincham, Naomi Smit, Yeonsu Lee and Gabrielle Fa'amausili) between them set 40 new national age group records across multiple events.

Best wishes to all our Swimming Auckland New Zealand representatives as they head away chasing their goals: Lauren Boyle, Glenn Snyders, Shaun Burnett, Mitchell Donaldson and Phillip Ryan at the FINA World Championships in Barcelona; Michael Mincham and Gabrielle Fa'amausili to the World Junior Championships in Dubai; and Hayley Palmer and Laura Quilter to the World University Games in Russia.

Congratulations also to our young upcoming swimmers chosen to represent New Zealand at the Australian Youth Olympics; Caroline Baddock, Georgia Marris, Max Polianski and Monique King. Five swimmers from the region (Benjamin Gillies, Nicholas Ferrif, Chloe Francis, Grace Francis and Danielle Koni) represented New Zealand at the 2012 Oceania Games and another five (Nielson Varoy, Mitchell Donaldson, Roy Pearce, Shaun Burnett and Samantha Richter) together with Coach Thomas Ansorg were a part of a New Zealand team to the US Open Championships while Michael Mincham attended the 2012 Junior Pan Pacific Championships in Hawaii. Our national representative teams also showcased Daniel Holt, Daniel Sharp, Cameron Leslie, Rebecca Dubber and Aine Kelly-Costello at the 2012 London Paralympic Games.

A total of 140 Auckland records (124 Age group and 16 Open) were set during the year which further highlights the excellence of both our Open and Age Group swimmers.

The grass-roots of swimming are no better show cased than at the Swim T3 Junior League. This event provides the ideal link from 'learning to swim' in swim schools in to the competitive arena. We especially welcome the team from Waiheke Island, whom we hope will soon join the ranks of our affiliated clubs to this event.

There wouldn't be swimming events without the dedication and commitment from the many officials and administrators. On behalf of the ASA Board I would like to





thank all volunteers who assist the sport of swimming, and offer special congratulations to Daryl Follows, Leigh Johns and Max Walker for Swimming New Zealand Service Awards and to Jo Davidson for the Bill Matson Technical Official of the Year.

The Auckland Council Pool Pricing Policy introduced on 1 April 2013 will offer challenges and opportunities for our Member Clubs. The Policy means that Clubs are able to hire lane space free of charge at Council pools if 90% of their swimmers are 16 years old or younger. Auckland Council has an expectation that this value will be passed on to the swimming community. Clubs training at non-Council pools will not receive this benefit and will need to ensure their pricing remains comparable to other clubs.

By its very nature of having young people training and competing in scantily clad attire, the hours spent away from parents at training and the trips away at competitions, swimming as a sport is vulnerable to child protection issues. Policies associated with child protection were adopted at the 2010 ASA AGM. Since then the ASA has developed a strategy document to deal with any issues that may occur. Auckland Swimming is now implementing training sessions for coaches and clubs around best practice protocol. We urge clubs to ensure their attendance at these sessions. Swimming NZ is in the process of developing a Member Protection Policy and it is envisaged that in the long-term the ASA Child Protection Protocol is likely to be merged with that.

The new Swimming New Zealand Constitution was voted in at a Special General Meeting in July last year. With this has seen a new SNZ Board and CEO in place to govern the sport and implement the remainder of the Working Group recommendations. Our Board has met with and looks forward to working with the new team. Swimming New Zealand has also recently released the draft standard Regional Constitution. This draft is currently being finalised and the ASA Board envisages that an ASA Special General Meeting will be called for our Member Clubs to vote on a new Constitution. This will have a flow on effect of requiring the ASA to develop new 'by-laws' to accommodate our operations in Auckland and may require Clubs to implement new Constitutions.

In line with one of the Working Group Recommendations, a Zonal Competition will be trialed in October after NZ Short Course Championships. While the future of regional and zonal competition is not certain, it is important to recognise the current high standard of our swimmers in relation to the rest of the country. Auckland won the Yaldhurst Shield, the War Memorial; Shield and the Freyburg Shield. North Shore Swimming won the Cain Trophy, the Duncan Laing Trophy and was the Top Performing Club at the New Zealand Short Course Championships, the New Zealand Age Group Championships and the New Zealand Opens.

I would once again like to thank the Auckland Board: Willem Coetzee (Deputy Chair), Gwen Ryan, Cameron Gibson, Claudia Hill and Robin Baddock (appointed May 2013) and our President, David Jack, for their dedication to the governance of



Auckland Swimming. Thank you also to the members of our four Executive Groups: Competitive Swimming, Technical, Events Management and Technology. Special thanks go to Jim Swanson and Suzanne Speer who, although standing down from the Board in 2012, remained on a subcommittee to provide their expertise.

Our key goal in Auckland Swimming is to ensure that we add value to Member Clubs. Our Executive Officer, Brian Palmer, is always searching for innovative and practical methods to service our Clubs and swimmers, with a variety of organisations and processes. Thank you to the sponsors he has sourced and serviced, who we appreciate have given their scarce resources to assist our sport. We are grateful to Brian and the Palmer family for their passion, willingness and expertise in supporting our Clubs, and to the staff at the ASA office, Hayley Palmer and Nick Berry.

Thank you for the opportunity to Chair the Swimming Auckland Board.

Teresa Stanley  
Chairman  
Auckland Swimming





Scottie T Photography





## EXECUTIVE OFFICER'S REPORT 2013

Since our last AGM I am pleased to report continuing progress in many key areas of our operations at Auckland Swimming. Just when we were getting used to life without Tonia, sadly Chantal needed to resign for health reasons. However, we are pleased to see her around the pool deck in her capacity as a part time Junior Coach for the Coast Swim Club and are equally pleased that her long-term health issues show sufficient improvement to allow her continuing involvement with the sport that she loves.

With the London Olympic campaign over, and with a need to fill some of the gap from Chantal's medical retirement, we have been pleased to welcome Hayley back onto our staff in a part-time capacity and are grateful for her willingness to work flexible hours to meet the ebbs and flows of our programmes. Equally we have benefitted from Nick's great contribution, not just in an accounting capacity, but also in absorbing some of the overflow administrative work. Working between 5 - 10 hours pw each, both have covered the busy requirements of the office while balancing University study, training and performance schedules in addition to their other part-time work obligations. Thank you to you both for a job well done.

Our championship programmes continue to operate at close to their capacity which is an indication of the standard of competition provided. The logistics of these major events are substantial, but made possible through the outstanding efforts of our army of volunteer contributors. According to our records of volunteer hours, the contribution made amounts to significantly more than 10,000 hours of volunteer time in a year. The economic value of this is enormous. In order to give an indication of what this means in financial terms, Sport New Zealand have themselves developed an economic model to measure the value of sport to the economy. Utilising their (Sport New Zealand) model and attaching an economic value to volunteer hours utilised in just our regional programmes alone, this amounts to in excess of \$500,000 in terms of the work that our volunteers contribute. On behalf of the entire community I extend our heartfelt thanks for all that is done to make the delivery of our programmes possible.

In recognition of the efforts made by our community we are introducing a new charging structure for our championship events with entry fees being reduced for ASA registered swimmers to \$8.00 an entry (down from \$9.60). This is possible because we are increasing entry fees for non-ASA visitors as a rationing mechanism rather than making entry standards more rigorous. We hope that each club will ensure that this benefit is passed directly onto each swimmer and their families. In the same way, we would hope that each club who is benefiting from the ratepayer subsidy to the sport resulting from the Auckland Council's *free at the point of delivery* policy for council-owned pools will be passing those benefits on directly to their members.

This year we ran the 4-day Walker & Hall Anthony Mosse Classic for the third year. With almost 5,000 individual swims (including finals) plus relays, this is one of the biggest meets held in New Zealand. Our original objectives with this programme were to showcase the best of Auckland (held over the Auckland



Anniversary Weekend) and to create an environment conducive to ensuring that the maximum number of our ASA swimmers had the opportunity of engaging in a championship-style programme. With 58% of our entire competitive swimmer base participating, this annual event is a showcase of what we do well as a region. A big thank you must go to Anthony Mosse himself for his personal support of the meet. We are grateful for his legacy of excellence, and hope in years to come that outstanding legacy will continue to inspire future generations of swimmers.

We enjoy the support of many groups, organisations and individuals, who make our programmes possible. Last year, as you know, we engaged in a major capital acquisition of new Olympic starting blocks. This stretched our resources but has been appreciated by all of our swimmers. Who now could really contemplate competitive swimming life without the new blocks and the benefit they bring? I would especially like to re-emphasize the support we received from the Auckland Council, the Henderson & Massey Local Board, The Trusts Charitable Foundation representing the Waitakere Licensing Trust, HTS Systems, The Walker & Hall Group and the Laser Group for making this installation possible.

In 2012/13 we have benefited from a new multi-year sponsorship from Swim T3 who are the official merchandise suppliers for Auckland Swimming. Not only do our swimmers receive preferential treatment from Swim T3 through this arrangement but their cash contribution to the ASA has been increased, together with the soon to be introduced new range of ASA Officials uniforms supplied as a part of this arrangement. The Walker & Hall Group continue to offer support and we have benefitted from significant contributions from CLM-Swim Magic and also the newly opened Henderson Pita Pit who were the naming sponsor of our 2013 ASA Opens and Sub-Divisional meet. The ASB Community Trust, TTCF and other community trust groups have generously supported our efforts and we extend our thanks to them.

However, our biggest sponsors as a sport are the parents and families of our swimmers. We do all we can to ease the economic burden of participation on our families. Our best efforts aside, we remain an expensive sport in terms of the demands which are placed on both the financial and time resources of families. We are constantly looking for ways to reduce the burden of participating costs and endeavour to run the ASA portion of the sport as economically as possible. We do not accept that we must always remain locked in a paradigm that the sport is expensive. Our biggest existential threat remains as those other sports and activities that compete for the leisure time and dollars of families. We cannot complacently accept that in the future our lanes and squads will remain full, fed by a never ending supply of new swimmers willing to pay whatever we charge. We must constantly be reviewing our value equation and ensuring our continuing relevance to our principle sponsors. Our data continues to show that any gains we are making in areas of critical measure remain small and incremental. Our attrition rates remain high and our average age of participation still leaves the large gap to the reality of when athletes reach their peak and maturity. We owe it to our principle sponsors and customers to do a better job than we are and to offer better value in return for their confidence and support. If this means we need to do things differently then we need to be more willing to do so.





Once again I wish to note the success of our Junior League programmes. These are providing an excellent transition between *learn-to-swim* (LTS), schools and community groups, and our competitive programmes. We have seen over 2,500 young swimmers (7 – 12 years) participate in the last three years. Many of these swimmers are now excelling in our Junior and Age Group levels and are providing a core backbone to those clubs who have chosen to integrate and embrace with Junior League. It does take time and effort on the part of competitive clubs to integrate with LTS programmes, and those clubs who have established league as part of their regular competition programme have seen the benefits in this transition. During the past year we have regrettably needed to resolve a commercial dispute surrounding the relationship with the private backers of our league programmes. We are pleased that this has now been resolved and thank Jim Swanson and Suzanne Speer for their efforts in bringing this about. There has been a cost to this resolution, which is reflected in the annual accounts, but we now find ourselves in a strong position with no issues surrounding the ownership of the intellectual technology, which we have always maintained, and the commercial rights to the League programmes. We are pleased to report an excellent Term 1 (2013) season of the Swim T3 Junior League and at the time of writing we eagerly anticipate the next season in Term 3 (2013).

Much has changed nationally since the completion of the Moller Report and the adoption of the new national SNZ Constitution. We enjoy a functional and good relationship with the new leadership in SNZ and are cautiously encouraged at the efforts which are being made nationally to improve delivery. We contributed significantly this year past as early catalysts for change on the alignment of the national competition calendar. Concerns about the timing of national events and their impact on our athletes' education and development cycles were listened to, and in 2014 we will see the introduction of a national events planning cycle that leads toward 2016. That is constructive. We continue to engage on subjects that affect us and try and lead the argument for the benefit of our community. As we write, the Proposed Regional Constitution is being considered in the context of various submissions that have been made (you can read our various submissions on the ASA website). The ASA has led in terms of our contribution and we sincerely hope that the input we and other regions have made will ensure that we see an effective operating and governance environment emerge.

The ASA has led work, not just in our sport, but other sports in terms of our Child Protection Strategy. The experience we are accumulating in this sensitive area is intended to ensure that our children can and do enjoy their activity in our sport free from the threats of violence and abuse. Equally we are concerned to feel that our Coaches especially, but also all adults who work with our young athletes, are protected from the fear of false accusations being made around inappropriate behaviour. Sadly in today's world we cannot provide any guarantees of being successful on these fronts but we are better equipped than ever before to counter and deal with predators who would seek to destroy our children's innocence or the reputations of those who give dedicated time and effort to coaching and managing in our sport. My thanks to the team who have as volunteers contributed their time and professional expertise to assist not just in drafting an excellent framework but also working through some real life situations. Sadly, in this field the real life situations are always ugly but this team has ensured more constructive outcomes than might otherwise have been the case.

I am grateful for the support of the ASA Board as I seek to represent our interests with the Auckland Council who are amongst our most significant stakeholders, and other sporting bodies in the region. As a member of the Auckland Sports and Recreation Reference Group (ASRRG) established to advise the Mayor's office on sport and recreation matters, I have been instrumental in ensuring that sport is considered within the Auckland City planning process with its own strategic objectives. Involvement with this and other bodies such as the Auckland Sports Coalition (ASC) and the North Harbour Sports Council (NHSC) has meant that I am consistently involved with Councillors, Local Boards and Council officers. This, amongst other efforts, results in a level of recognition for our sport considerably beyond the level of influence our membership numbers would normally demand.

Nick Berry has worked hard on our finances. Our large capital acquisition last year ensured that we would need to consolidate this year and also that our depreciation numbers would inflate. Even though our final audited accounts are not pretty we are pleased to report that prior to depreciation adjustments we functioned once again with an operating profit. In the coming year we will have a need to seek funding support for another capital acquisition programme as we plan to update our timing equipment. This will reflect another substantial investment of necessary time and effort but we are hopeful that this strategy can be concluded once again without drawing on our accumulated reserves. There are still uncertainties which remain for the future with regard to our operating model. These uncertainties and potential risks will not be fully clarified until such time as the SNZ Whole of Sport Plan emerges in the aftermath of the Proposed Regional Constitution, with its accompanying financial operating model. These potential risk elements are such that, at our request, they have been noted by our auditors in their final audit report.

I think it is worthwhile for me to make further comment on the subject of our accounting position as an association. The Independent Review of the sport by Chris Moller made reference to the ASA's financial position (Moller Report, page 15) and noted, "*... Auckland (one of the largest regions) reported a loss for both 2010 and 2011 and has limited cash reserves.*" While I cannot be sure as to the exact intention behind this observation I am confident that it displays a lack of understanding as to the actual and detailed nature of our structure. Amongst the 16 regional organisations (now 15), and indeed Swimming New Zealand itself, the ASA is quite unique in as much as we are required to entirely equip our home pool for competition purposes. In order to do this we have accumulated an asset base with a replacement cost in the region of \$500,000. No other region is required to maintain an equivalent asset base or even one which approximates this position. Not even the national body have ownership of the capital equipment required to fully resource a competitive meet. For example, in Wellington where they work from an equivalent 50m Council facility, all the assets are owned and maintained by that Council. What this does mean in our region is that as we fund new purchases of equipment (normally through the aid of community grants) we may demonstrate a nominal improvement in profit in the year of those assets' purchase, but in the following years, we then attach a continuing and increased sum by way of expense as a depreciation line item. As our capital acquisitions have always traditionally been facilitated through community trust grants this accounting methodology becomes quite misleading in as much as depreciation is not an equivalent profit & loss expense item for accounting purposes as it would be say, for a commercial enterprise. An undue focus on the

bottom line profit & loss figure may well disguise operational flaws in a year of strong profit occasioned by a community trust aided capital acquisition programme, or alternatively, could mask credible operational performance during a year when no capital acquisition occurs. This year's accounts for example show an increased depreciation number (\$45,994 as opposed to the previous years \$36,954 – an increase of \$9,000) and in turn masks an effective operating profit, before depreciation and other adjustments. In the truest sense of the term, we are a *Not For Profit* organisation with a finely balanced business model that is at its most effective when it functions in equilibrium. The truest sense of our position and effectiveness is therefore a measure related to our operating capacity rather than one dictated by traditional commercial imperatives of bottom line profit.

It was with great sadness in November 2012 that we learned of the passing of Croisella McKenzie. Croisella's long-standing service was recognised at our last AGM with an ASA Service Award. After a long battle with cancer where Croisella inspired us all with her love of life and persistent optimism she passed away in February. Croisella was a great volunteer right to the end and since her passing Gary has taken over where she left off in the AOD room at Waterhole and ASA meets while Jackson continues to compete for the Waterhole club.

During this competitive year we saw a number of our longstanding athletes retire from active competition. This list is not exhaustive but I would be remiss if I did not recognise some. Corney Swanepoel set the standard in men's butterfly nationally for so long, as did Melissa Ingram in women's backstroke. Both were double Olympians and outstanding competitors at an international level over many years. Also retired after the London Olympics are Penelope Marshall and Carl O'Donnell, while at the SNZ Opens we saw Grace Mariner-Duncan and Samantha Richter, both of whom have so often held Auckland titles, swim for the last time. It is also really pleasing to see our recently retired athletes continuing to give back to the sport in new capacities. Melissa has taken employment in a great opportunity as Publicity Officer/PA to the CEO of SNZ, Grace is on the Board of her home club Laser Mt Eden, William Benson has taken a position as Coach to the Hawkes Bay Sundevils, Alison Fitch is working in a coaching capacity at St Peters Academy back home in the Waikato, Dean Kent is managing the programmes at Northern Arena, and of course, Cameron Gibson is retiring this year from the Board of Auckland Swimming to take up a new *career* as a father.

Finally, may I once again thank the ASA Board for all their efforts and support. We have some big challenges ahead both as an organisation and as a sport as we have always had. I remain confident that we are well placed to meet those challenges.

Brian Palmer  
Executive Officer  
Swimming Auckland



# REGISTRAR'S REPORT

## 2012/2013 Club Membership

| CLUB         | Total<br>12/13                | Total<br>11/12                | Total<br>10/11                | Total<br>09/10                | Total<br>08/09                | Total<br>07-08                | Total<br>06-07 | Total<br>05-06 | Total<br>04-05 | Total<br>03-04 | Total<br>02-03 | Total<br>01-02 | Total<br>00/01 | Total<br>99/00 |
|--------------|-------------------------------|-------------------------------|-------------------------------|-------------------------------|-------------------------------|-------------------------------|----------------|----------------|----------------|----------------|----------------|----------------|----------------|----------------|
| <b>CCY</b>   | 180                           | 186                           | 71                            | 62                            | 60                            | 88                            | 78             |                |                |                |                |                |                |                |
| <b>CSC</b>   | 215                           | 246                           | 172                           | 140                           | 110                           | 92                            | 102            | 119            | 116            | 107            | 121            | 103            | 87             | 89             |
|              |                               |                               |                               |                               | DEV<br>in recess              |                               |                | 4              | 1              |                | 5              | 1              | 40             | 41             |
|              |                               |                               | HSV<br>in recess              | 27                            | 4                             | 48                            | 41             | 48             | 53             | 59             | 68             | 79             | 18             | 38             |
|              |                               |                               |                               |                               | KAS<br>defunct                | 24                            | 13             | 16             | 17             | 26             | 20             | 14             | 25             | 35             |
| <b>KOW</b>   | 119                           | 131                           | 23                            | 19                            | 18                            | 49                            | 20             | 26             | 24             | 22             | 18             | 31             | 42             | 40             |
| <b>KSC</b>   | 127                           | 147                           | 4242                          | 257                           | MET<br>now UNI                | 142                           | 101            | 61             | 56             | 44             | 12             |                |                |                |
| <b>LME</b>   | 176                           | 233                           | 138                           | 122                           | 131                           | 87                            | 89             | 76             | 74             | 70             | 75             | 78             | 82             | 83             |
| <b>MTW</b>   | 117                           | 109                           | 66                            | 95                            | 86                            | 82                            | 73             | 44             | 58             | 65             | 88             | 99             | 81             | 85             |
|              |                               |                               |                               |                               |                               |                               |                |                |                | NEW            |                | 17             | 28             | 47             |
| <b>NSS</b>   | 623                           | 707                           | 290                           | 448                           | 378                           | 414                           | 432            | 444            | 437            | 480            | 280            | 337            | 151            | 231            |
|              |                               |                               |                               |                               |                               |                               |                |                |                | NCT            |                |                | 52             | 10             |
| <b>ONE</b>   |                               | 57                            | 67                            | 169                           | 210                           | 203                           | 249            | 231            | 212            | 201            | 257            | 292            | 301            | 257            |
| <b>PAR</b>   | 189                           | 119                           | 63                            | 30                            | 47                            | 103                           | 121            | 186            | 201            | 242            | 256            | 228            | 259            | 231            |
|              |                               |                               |                               |                               |                               |                               |                |                | PON            | 1              |                | 7              | 7              | 7              |
| <b>RBA</b>   | 74                            | 108                           | 53                            | 92                            | 48                            | 50                            | 52             | 46             | 47             | 60             | 63             | 41             | 39             | 18             |
| <b>ROS</b>   | 152                           | 226                           | 136                           | 94                            | 70                            | 61                            | 111            | 189            | 233            | 258            | 219            | 183            | 230            | 188            |
|              |                               |                               |                               |                               |                               |                               |                |                |                | SNH            | 39             | 102            | 82             | 109            |
| <b>UNI</b>   | 160                           | 733                           | 199                           | 79                            | 118                           | 27                            | 35             | 27             | 35             | 37             | 20             | 15             | 40             | 33             |
| <b>WAQ</b>   | 65                            | 195                           | 67                            | 98                            | 120                           | 161                           | 178            | 206            | 195            | 185            | 152            | 113            | 81             | 108            |
|              |                               |                               |                               |                               |                               |                               |                | WAT            | 12             | 17             | 24             | 25             | 22             | 25             |
| <b>WCS</b>   | 118                           | 184                           | 148                           | 96                            | 108                           | 112                           | 132            | 127            | 120            | 92             | 144            | 138            | 142            | 149            |
| <b>WHL</b>   | 754                           | 444                           | 371                           | 204                           | 264                           | 287                           | 52             | 302            | 328            | 312            | 315            | 292            | 150            | 127            |
| <b>Total</b> | 1129<br>Comp<br>3069<br>Total | 1183<br>Comp<br>3325<br>Total | 1154<br>Comp<br>6106<br>Total | 1227<br>Comp<br>2032<br>Total | 1270<br>Comp<br>1772<br>Total | 1179<br>Comp<br>2118<br>Total | 2179           | 2152           | 2219           | 2278           | 2176           | 2195           | 1959           | 1951           |

\* Club total numbers include competitive swimmers and club officials/volunteers, club swimmers, and learn-to-swim



Scottie T Photography





## ASA TROPHIES 2012/2013

|   |   |                    |
|---|---|--------------------|
| Ted Harding Trophy  | ASA Swimmer of the Year (2012) presented 2012 | Lauren Boyle       |
| Eva Tilsley Trophy  | 18 yrs/under Aucklander (2012) presented 2012 | Tabitha Baumann    |
| <b>POINTS TROPHIES</b><br><b>ASA Championships</b>  |   |                    |
| Hallyburton Johnson Shield  | Top Club ASA Championship finalists           | North Shore        |
| Bridson Trophy  | Club points Open Championship events          | North Shore        |
| Aunty Johnson Trophy  | Club points Age/Junior ASA Champs             | North Shore        |
| Richardson Cup (most points AKL Opens)  | Men's - Open events                           | Philip Ryan        |
| Harding Cup (most points AKL Opens)   | Women's - Open events                         | Lauren Boyle       |
| Champion of Champions   | Top Performance – (200Fr 955 FINA points)     | Lauren Boyle       |
| New Caledonian Trophy   | Visitors Top Performance – (400Fr 750 FP)     | Michael Jack       |
| Harold Pettit Trophy  | Open Water Points                             | Phillip Ryan       |
| Premier Club Relay Banner   | ASA Relay Championships                       | North Shore        |
| Dalton Trophies (points for Junior Versatility and Excellence – closest to an ASA Record) | 15/under Boys                                 | Owen Chen          |
|   | 15/under Girls                                | Mary Tate          |
| Vice Presidents Trophy  | Girls Freestyle pts 12y, 13y, 14yr, 15yr      | Yeonsu Lee         |
| Lawrie Reed Trophy  | Girls 13/14 200m breaststroke                 | Mary Tate          |
| <b>Summer Championships Trophies</b>  |   |                    |
| Batty Cup   | Dual Relay (Open 50m freestyle finalists)     | H Palmer/S Kent    |
| Williams Family Cup 1   | Mens 50 freestyle                             | Nielson Varoy      |
| Williams Family Cup 2   | Womens 50 freestyle                           | Hayley Palmer      |
| Parnell Jubilee Cup   | Mens Open 100m freestyle                      | Steven Kent        |
| Newmarket Cup   | Womens Open 100m freestyle                    | Lauren Boyle       |
| Auckland Centennial Cup (1)   | Mens Open 100m backstroke                     | Benjamin Gillies   |
| Ponders Shield  | Womens Open 100m backstroke                   | Laura Quilter      |
| Raymond Trophy  | Mens Open 200m backstroke                     | Benjamin Gillies   |
| Brian Pike Cup  | Boys 15/u 200m backstroke                     | Kane Follows       |
| Auckland Centennial Cup (2)   | Women's Open 100m breaststroke                | Jane Ip            |
| Lockhart Trophy   | Boys 15/u 100m breaststroke                   | Rueben Spiers      |
| Mt Eden Trophy  | Mens Open 200m breaststroke                   | Nick Ferrif        |
| Morris Trophy   | Womens Open 200m breaststroke                 | Jane Ip            |
| Aquashop Trophy   | Mens Open 100m Butterfly                      | Shaun Burnett      |
| Ross Anderson Cup   | Mens Open 400m Medley                         | Mitchell Donaldson |
| Presidents Cup  | Youngest Girls Grade 100 freestyle (9/u)      | Jessica Folomu     |
| D. McL. Wallace Trophy  | Handicap Section 5km Open Water Champs        | Phillip Ryan       |
| <b>Auckland Winter Champs</b>   |   |                    |
| Waitakere Licensing Trust Trophy  | Best Performance 2012                         | Tabitha Baumann    |



## INDIVIDUAL/RELAY NATIONAL AND REGIONAL TROPHIES 2012/2013

|                                 |   |  |
|---------------------------------|---|--|
| 1914 – 1918 War Memorial Shield |   | Auckland 53 pts  |
| Yaldhurst Shield                | Most gold medals  | Auckland, 14 pts   |
| Harold Pettit Trophy            | Top Performance   | Lauren Boyle<br>800 Free 8:23.11 – 947 FINA Pts  |
| Hansells Trophy                 | NZ Womens 50m freestyle   | Gabrielle Fa'aumasuili<br>27.27 103.4130%,   |
| Life Members Trophy             |   | Gabrielle Fa'aumasuili<br>LME 50 Backstroke 29.34 – 1169<br>XLR8 pts   |
| International Award             | International Swim of the Year  | Lauren Boyle   |
| Baxter O'Neill Trophy 1959      | NZ Swimmer of the Year 2012-13  | Lauren Boyle   |
| Billie Fitzsimmons Cup          | Best Performance Internationals   | Lauren Boyle   |
| Freyberg Shield                 | Regional points at Open and Age Champs<br>Points at NAGs, Youth and Open Champs                               | Auckland, 6478 pts   |
| Duncan Laing Trophy             | Club points for gold, silver & bronze medals<br>at NZ Winters, NZ Summer, NZ Opens and<br>NZ Age Group Champs | NSS, 695.5pts  |
| Top Performance Club Trophy     | NZ Short Course<br>NZ Age Group<br>NZ Open  | NSS, 3110 pts<br>NSS, 2002.5 pts<br>NSS, 1105 pts  |
| Cain Trophy                     |   | NSS, 2855. pts   |
| South Australian Trophy         |   | Lauren Boyle<br>100 Fr, 55.75, 814 FINA Pts  |
| Brockett Award                  |   | Bailey Wang (10 yrs) NSS<br>100m Breaststroke, 1124 XLR8 pts,<br>1:20.87, CSCAK Level 1 Meet 2012<br>Gabrielle Fa'aumasuili<br>(12yrs) LME 50 Freestyle 1169<br>XLR8 pts 26.65 -2012 NZ Open<br>Champs |



# 2012/2013 NEW ZEALAND RECORDS

Set in 2012/2013 by Aucklanders

**New Zealand Records** (set from 29/6/2012 – 22/3/2013)

56 Individual Records (Open x 16, Age Group x 40)

1 Relay Records

| OPEN               | Name                 | Stroke       | Date Swum  | Record   |
|--------------------|----------------------|--------------|------------|----------|
| Long Course        | Lauren Boyle         | 400 Free     | 29/07/2012 | 4:03.63  |
|                    |                      | 800 Free     | 2/08/2012  | 8:25.91  |
|                    |                      | 800 Free     | 3/08/2012  | 8:22.72  |
|                    |                      | 1500 Free    | 18/03/2013 | 16:16.83 |
|                    | Glenn Snyders        | 100 Breast   | 28/07/2012 | 59:78    |
|                    |                      | 50 Breast    | 18/08/2011 | 27:37    |
|                    |                      | 200 Breast   | 31/07/2012 | 2:10.55  |
| Short Course       | Lauren Boyle         | 800 Free     | 1/10/2012  | 8:15.73  |
|                    |                      | 200 Free     | 16/12/2012 | 1:55.40  |
|                    |                      | 400 Free     | 14/12/2012 | 4:01.85  |
|                    |                      | 800 Free     | 13/12/2012 | 8:08.62  |
|                    |                      | 400 Free     | 14/12/2012 | 4:01.24  |
|                    | Glenn Snyders        | 50 Breast    | 6/10/2012  | 26.68    |
|                    |                      | 50 Breast    | 13/10/2012 | 26.68    |
|                    | Nielson Varoy        | 50 Free      | 30/9/2012  | 22.10    |
|                    |                      | 50 Free      | 1/10/2012  | 22.01    |
| NZ RELAY           |                      |              |            |          |
| Long Course        | Melissa Ingram       | 4 x 200 Free | 1/08/2012  | 7:57.92  |
|                    | Natasha Hind         |              |            |          |
|                    | Samantha Lucie-Smith |              |            |          |
|                    | Amaka Gessler        |              |            |          |
| AGE-GROUP 17 Years |                      |              |            |          |
| Long Course        | Tabitha Baumann      | 800 Free     | 27/07/2012 | 8:47.87  |
|                    |                      | 200 Free     | 7/12/2012  | 2:01.73  |
|                    |                      | 400 Free     | 7/12/2012  | 4:12.99  |
|                    |                      | 800 Free     | 1/03/2013  | 8:45.28  |
|                    |                      | 1500 Free    | 18/03/2013 | 16:46.83 |
| Short Course       | Tabitha Baumann      | 1500 Free    | 30/08/2012 | 16:09.14 |
|                    |                      | 1500 Free    | 2/09/2012  | 16:09.14 |
|                    |                      | 200 Free     | 4/10/2012  | 1:59.28  |
|                    |                      | 200 Free     | 4/10/2012  | 1:59.12  |
|                    |                      | 400 Free     | 3/10/2012  | 4:08.16  |
|                    |                      | 400 Free     | 3/10/2012  | 4:07.03  |
|                    |                      | 800 Free     | 1/10/2012  | 8:30.22  |
|                    | Caroline Baddock     | 100 Back     | 30/08/2012 | 1:01.40  |
|                    |                      | 50 Back      | 2/10/2012  | 28.66    |
|                    |                      | 50 Back      | 2/10/2012  | 28.60    |
|                    |                      | 100 Back     | 30/09/2012 | 1:01.07  |
|                    |                      | 100 Back     | 30/09/2012 | 59.98    |

| 16 Years            |                        |            |            |          |
|---------------------|------------------------|------------|------------|----------|
| <b>Long Course</b>  | Jacob Garrod           | 200 Breast | 1/03/2013  | 2:19.87  |
|                     | Michael Mincham        | 1500 Free  | 22/3/2013  | 15:32.13 |
| <b>Short Course</b> | Rima Williams          | 50 Back    | 02/07/2012 | 28.82    |
| 15 Years            |                        |            |            |          |
| <b>Short Course</b> | Naomi Smit             | 100 Free   | 1/10/2012  | 55.72    |
| 13 Years            |                        |            |            |          |
| <b>Short Course</b> | Yeonsu Lee             | 100 Medley | 2/10/2012  | 1:06.23  |
|                     |                        | 400 Medley | 30/09/2012 | 4:58.09  |
| 12 & Under Years    |                        |            |            |          |
| <b>Long Course</b>  | Gabrielle Fa'amausilli | 50 Free    | 26/02/2013 | 26.37    |
|                     |                        | 100 Free   | 27/02/2013 | 58.99    |
|                     |                        | 100 Free   | 27/02/2013 | 58.52    |
|                     |                        | 50 Back    | 1/03/2013  | 29.57    |
|                     |                        | 50 Back    | 1/03/2013  | 29.34    |
|                     |                        | 50 Free    | 2/03/2013  | 26.26    |
|                     |                        | 50 Free    | 2/03/2013  | 26.17    |
|                     |                        | 50 Free    | 20/03/2013 | 26.17    |
|                     |                        | 100 Free   | 21/03/2013 | 57.72    |
| <b>Short Course</b> | Gabrielle Fa'amausilli | 50 Free    | 29/6/2012  | 27.08    |
|                     |                        | 50 Free    | 29/6/2012  | 26.21    |
|                     |                        | 50 Back    | 29/6/2012  | 29.98    |
|                     |                        | 100 Medley | 29/6/2012  | 1:07.82  |
|                     |                        | 50 Back    | 31/08/2012 | 29.27    |
|                     |                        | 50 Free    | 31/08/2012 | 25.97    |
|                     |                        | 100 Free   | 1/09/2012  | 57.77    |
|                     |                        | 100 Back   | 2/09/2012  | 1:03.74  |

### Auckland Record Applications

- 140 Records approved in 2012/13 being:
  - 124 Age Group Records (1 Relay)
  - 16 Open Records

### Auckland Officials Qualifications – Until May 2013

- 79 Members joined the ranks of qualified regional officials being:
  - 69 Timekeepers
  - 8 IOT
  - 1 Starter
  - 1 Referee

### New Zealand Officials Qualifications


- Referee Claudia Hill
- Starter Claudia Hill





Scottie T Photography





Scottie T Photography





# AUCKLAND WINTER CHAMPIONSHIPS (SC)

30<sup>th</sup> August – 2<sup>nd</sup> September 2012

| MEN                    |          | OPEN           | WOMEN                 |          |
|------------------------|----------|----------------|-----------------------|----------|
| Adam McDonald          | 23.06    | 50m Free       | Gabrielle Fa'amausili | 26.15    |
| Nielson Varoy          | 50.50    | 100m Free      | Gabrielle Fa'amausili | 57.77    |
| Shane Hornby           | 1:51.94  | 200m Free      | Georgia Marris        | 2:01.95  |
| Phillip Ryan           | 4:03.24  | 400m Free      | Georgia Marris        | 4:16.79  |
| Phillip Ryan           | 8:21.26  | 800m Free      | Jessica Marston       | 8:51.48  |
| Phillip Ryan           | 15:59.75 | 1500m Free     | Tabitha Baumann       | 16:09.14 |
| Max Polianski          | 26.72    | 50m Back       | Caroline Baddock      | 28.82    |
| Benjamin Gillies       | 56.24    | 100m Back      | Caroline Baddock      | 1:01.40  |
| Benjamin Gillies       | 1:58.58  | 200m Back      | Rima Williams         | 2:13.47  |
| Alex Peach             | 30.25    | 50m Breast     | Jane Ip               | 33.47    |
| Ashton Baumann         | 1:02.79  | 100m Breast    | Jane Ip               | 1:11.18  |
| Erik Kahr              | 2:19.47  | 200m Breast    | Jane Ip               | 2:34.50  |
| Adam McDonald          | 24.05    | 50m Butterfly  | Caroline Baddock      | 28.21    |
| Adam McDonald          | 53.77    | 100m Butterfly | Grace Marriner-Duncan | 1:03.81  |
| Alex Cox               | 2:08.11  | 200m Butterfly | Sarah Haggerty        | 2:26.38  |
| Corneille Coetzee      | 58.83    | 100m Medley    | Caroline Baddock      | 1:04.00  |
| Ashton Baumann         | 2:04.29  | 200m Medley    | Rachel Smith          | 2:24.64  |
| Lawrence Hull          | 4:33.17  | 400m Medley    | Kelsi Boock           | 5:02.41  |
|                        |          | YOUTH          |                       |          |
| James Kiely            | 24.53    | 50m Free       | Gabrielle Fa'amausili | 26.15    |
| Joshua Asplin          | 53.67    | 100m Free      | Gabrielle Fa'amausili | 57.77    |
| Joshua Asplin          | 1:56.20  | 200m Free      | Georgia Marris        | 2:01.95  |
| Joshua Asplin          | 4:14.17  | 400m Free      | Georiga Marris        | 4:16.79  |
| Jackson Dawson         | 9:46.68  | 800m Free      | Rachel Smith          | 9:02.27  |
| Cole Drinnan           | 16:43.40 | 1500m Free     | Gabriella Butwell     | 18:48.66 |
| Joshua Asplin          | 27.30    | 50m Back       | Rebekah Bradley       | 29.26    |
| Joshua Asplin          | 57.52    | 100m Back      | Gabrielle Fa'amausili | 1:03.74  |
| Edward Vos             | 2:07.79  | 200m Back      | Annika Anderson       | 2:20.81  |
| Wilrich Coetzee        | 30.93    | 50m Breast     | Mary Tate             | 33.69    |
| Reubeb Speirs          | 1:08.69  | 100m Breast    | Mary Tate             | 1:13.07  |
| Daniel Munro           | 2:31.60  | 200m Breast    | Mary Tate             | 2:39.51  |
| Wilrich Coetzee        | 26.72    | 50m Butterfly  | Rebekah Bradley       | 29.25    |
| Wilrich Coetzee        | 58.28    | 100m Butterfly | Georgia Marris        | 1:04.79  |
| Carlos Aguilera-Cortes | 2:21.52  | 200m Butterfly | Sarah Haggerty        | 2:26.38  |
| James Kiely            | 59.87    | 100m Medley    | Emma Hanley           | 1:06.47  |
| Wilrich Coetzee        | 2:13.60  | 200m Medley    | Rachel Smith          | 2:24.64  |
| Wilrich Coetzee        | 4:38.85  | 400m Medley    | Kelsi Boock           | 5:02.41  |
|                        |          | 15/16 Years    |                       |          |
| James Kiely            | 24.62    | 50m Free       | Naomi Smit            | 26.68    |
| Benjamin McKenzie      | 54.12    | 100m Free      | Naomi Smit            | 57.59    |
| James Kiely            | 1:55.33  | 200m Free      | Georgia Marris        | 2:06.53  |

|                 |          |                |                 |          |
|-----------------|----------|----------------|-----------------|----------|
| Jackson Cropp   | 4:04.48  | 400m Free      | Georgia Marris  | 4:23.12  |
|                 |          | 800m Free      | Monique King    | 8:57.16  |
| Cole Drinnan    | 16:43.40 | 1500m Free     | Monique King    | 17:03.02 |
| Max Polianski   | 26.79    | 50m Back       | Rima Williams   | 29.02    |
| Jackson Cropp   | 59.29    | 100m Back      | Rima Williams   | 1:03.56  |
| Jackson Cropp   | 2:05.78  | 200m Back      | Rima Williams   | 2:15.27  |
| Wilrich Coetzee | 31.08    | 50m Breast     | Jane Ip         | 34.18    |
| Jacob Garrod    | 1:06.52  | 100m Breast    | Jane Ip         | 1:14.10  |
| Jacob Garrod    | 2:22.17  | 200m Breast    | Jane Ip         | 2:40.99  |
| Archer Roelants | 25.42    | 50m Butterfly  | Rebekah Bradley | 29.21    |
| Archer Roelants | 58.03    | 100m Butterfly | Georgia Marris  | 1:07.11  |
| Wilrich Coetzee | 2:07.43  | 200m Butterfly | Shannon Payne   | 2:27.59  |
| Max Polianski   | 59.72    | 100m Medley    | Rebekah Bradley | 1:07.29  |
| Jackson Cropp   | 2:11.29  | 200m Medley    | Rachel Smith    | 2:26.57  |
| Jackson Cropp   | 4:34.31  | 400m Medley    | Rachel Smith    | 4:57.50  |

|                      |          | 13/14 years    |                       |          |
|----------------------|----------|----------------|-----------------------|----------|
| Yinhu Cui            | 26.12    | 50m Free       | Georgia Zacest        | 27.24    |
| Yinhu Cui            | 56.94    | 100m Free      | Georgia Zacest        | 57.59    |
| Oliver Wu            | 2:01.99  | 200m Free      | Yeonsu Lee            | 2:08.75  |
| Koene Smit           | 4:22.89  | 400m Free      | Yeonsu Lee            | 4:28.86  |
| Jackson Dawson       | 9:46.68  | 800m Free      | Yeonsu Lee            | 9:16.50  |
| Jackson Dawson       | 17:57.93 | 1500m Free     | Sophie Cooper         | 18:54.95 |
| Yinhu Cui            | 29.51    | 50m Back       | Annika Anderson       | 30.95    |
| Yinhu Cui            | 1:03.57  | 100m Back      | Yeonsu Lee            | 1:07.42  |
| Oliver Wu            | 2:15.88  | 200m Back      | Annabelle Paterson    | 2:21.72  |
| Oliver Wu            | 33.26    | 50m Breast     | Mary Tate             | 33.65    |
| Scott Fairbairn      | 1:11.87  | 100m Breast    | Mary Tate             | 1:13.43  |
| John Ashcroft        | 2:47.97  | 200m Breast    | Mary Tate             | 2:40.31  |
| Tyler Jerrom         | 28.04    | 50m Butterfly  | Samantha Brown        | 29.68    |
| Jason Smeets         | 1:02.81  | 100m Butterfly | Yeonsu Lee            | 1:05.43  |
| Jason Smeets         | 2:18.45  | 200m Butterfly | Yeonsu Lee            | 2:26.11  |
| Oliver Wu            | 1:04.23  | 100m Medley    | Mary Tate             | 1:06.69  |
| Oliver Wu            | 2:19.44  | 200m Medley    | Yeonsu Lee            | 2:23.44  |
| Scott Fairbairn      | 4:55.56  | 400m Medley    | Yeonsu Lee            | 5:01.32  |
|                      |          | 12/Under       |                       |          |
| Owen Chen            | 28.43    | 50m Free       | Gabrielle Fa'amausili | 25.97    |
| Owen Chen            | 1:02.56  | 100m Free      | Gabrielle Fa'amausili | 57.77    |
| Jordy Wilson         | 2:19.38  | 200m Free      | Gabrielle Fa'amausili | 2:17.00  |
| Sebastian Priscott   | 4:47.74  | 400m Free      | Brianna Coury         | 4:47.76  |
| Sebastian Priscott   | 10:05.74 | 800m Free      | Eve Gutteridge        | 10:27.73 |
| Sebastian Priscott   | 18:58.99 | 1500m Free     |                       |          |
| Owen Chen            | 33.44    | 50m Back       | Gabrielle Fa'amausili | 29.35    |
| Richard Bluck        | 1:11.66  | 100m Back      | Gina Galloway         | 1:10.14  |
| Zachary McKee Wright | 2:37.77  | 200m Back      | Gabrielle Fa'amausili | 2:26.70  |



|              |         |      |           |                       |         |
|--------------|---------|------|-----------|-----------------------|---------|
| Bailey Wang  | 37.32   | 50m  | Breast    | Conor Tarrant         | 36.44   |
| Bailey Wang  | 1:20.44 | 100m | Breast    | Conor Tarrant         | 1:21.45 |
| Bailey Wang  | 2:50.46 | 200m | Breast    | Conor Tarrant         | 2:55.90 |
| Owen Chen    | 31.29   | 50m  | Butterfly | Gabrielle Fa'amausili | 29.96   |
| Owen Chen    | 1:10.54 | 100m | Butterfly | Hinemoa Fonua         | 1:14.94 |
| Jordy Wilson | 2:43.80 | 200m | Butterfly | Eve Gutteridge        | 2:56.24 |
| Heon-Bin Lee | 1:11.88 | 100m | Medley    | Hinemoa Fonua         | 1:15.74 |
| Owen Chen    | 2:33.84 | 200m | Medley    | Victoria McTeigue     | 2:40.20 |
| Jordy Wilson | 5:32.28 | 400m | Medley    | Victoria McTeigue     | 5:37.46 |

# AUCKLAND RELAY CHAMPIONSHIPS

27<sup>th</sup> – 28<sup>th</sup> September 2012

|                  | MEN |         |                | WOMEN |         |
|------------------|-----|---------|----------------|-------|---------|
| <b>Open</b>      |     |         |                |       |         |
| 4 x 100 Free     | LME | 3.38.37 | 4 x 100 Free   | NSS   | 3.59.33 |
| 4 x 100 Medley   | LME | 4.01.63 | 4 x 100 Medley | NSS   | 4.24.38 |
| 4 X 50 Free      | LME | 1.38.10 | 4 X 50 Free    | NSS   | 1.47.80 |
| 4 x 50 Medley    | LME | 1.51.46 | 4 x 50 Medley  | NSS   | 1.58.59 |
| 4 x 200 Free     | NSS | 8.06.35 | 4 x 200 Free   | NSS   | 8.45.14 |
|                  |     |         |                |       |         |
| <b>16/under</b>  |     |         |                |       |         |
| 4 x 50 Free      | UNI | 1.42.03 | 4 x 50 Free    | NSS   | 1.55.03 |
| 4 x 50 Medley    | NSS | 1.53.45 | 4 x 50 Medley  | CSC   | 2.11.91 |
|                  |     |         |                |       |         |
| <b>15/under</b>  |     |         |                |       |         |
| 4 x 50 Free      | NSS | 1.46.41 | 4 x 50 Free    | NSS   | 1.52.09 |
| 4 x 50 Medley    | ROS | 2.01.31 | 4 x 50 Medley  | UNI   | 2.11.12 |
| 4 x 100 Free     | NSS | 3.58.23 | 4 x 100 Free   | UNI   | 4.10.87 |
| 4 x 100 Medley   | NSS | 4.24.11 | 4 x 100 Medley | NSS   | 4.41.80 |
|                  |     |         |                |       |         |
| <b>14/ under</b> |     |         |                |       |         |
| 4 x 50 Free      | NSS | 1.48.92 | 4 x 50 Free    | LME   | 1.56.24 |
| 4 x 50 Medley    | NSS | 2.03.21 | 4 x 50 Medley  | LME   | 2.09.87 |
|                  |     |         |                |       |         |
| <b>13/under</b>  |     |         |                |       |         |
| 4 x 50 Free      | NSS | 1.50.96 | 4 x 50 Free    | NSS   | 1.50.12 |
| 4 x 50 Medley    | NSS | 2.05.09 | 4 x 50 Medley  | CSC   | 2.17.37 |
|                  |     |         |                |       |         |
| <b>12/under</b>  |     |         |                |       |         |
| 4 x 50 Free      | KSC | 2.04.55 | 4 x 50 Free    | LME   | 2.04.75 |
| 4 x 50 Medley    | LME | 2.22.27 | 4 x 50 Medley  | LME   | 2.21.04 |
|                  |     |         |                |       |         |
| <b>11/under</b>  |     |         |                |       |         |
| 4 x 50 Free      | NSS | 2.07.26 | 4 x 50 Free    | KSC   | 2.02.25 |
| 4 x 50 Medley    | NSS | 2.20.62 | 4 x 50 Medley  | KSC   | 2.19.75 |
|                  |     |         |                |       |         |
| <b>10/under</b>  |     |         |                |       |         |
| 4 x 50 Free      | NSS | 2.15.70 | 4 x 50 Free    | CSC   | 2.22.25 |
| 4 x 50 Medley    | NSS | 2.36.05 | 4 x 50 Medley  | CSC   | 2.46.41 |
|                  |     |         |                |       |         |
| <b>9/under</b>   |     |         |                |       |         |
| 4 x 50 Free      | CSC | 2.41.19 | 4 x 50 Free    | KSC   | 2.35.49 |
| 4 x 50 Medley    | CSC | 2.57.85 | 4 x 50 Medley  | KSC   | 3.01.17 |

## AUCKLAND JUNIOR INVITATIONAL 12/U

23<sup>rd</sup> – 25<sup>th</sup> November 2012

| BOYS               |         | 12 Years       | GIRLS                     |
|--------------------|---------|----------------|---------------------------|
| Owen Chen          | 28.78   | 50m Free       | Ellie Tomoana 30.26       |
| Owen Chen          | 1:03.75 | 100m Free      | Conor Tarrant 1:05.93     |
| Nicholas Paterson  | 2:18.86 | 200m Free      | Ellie Tomoana 2:25.48     |
| Sebastian Priscott | 4:46.71 | 400m Free      | Georgia Bason 5:11.65     |
| Owen Chen          | 33.73   | 50m Back       | Ellie Tomoana 32.66       |
| Nicholas Paterson  | 1:12.41 | 100m Back      | Victoria McTeigue 1:13.60 |
| Nicholas Paterson  | 2:32.24 | 200m Back      | Victoria McTeigue 2:36.84 |
| Owen Chen          | 37.82   | 50m Breast     | Conor Tarrant 38.11       |
| Jack Kelleher      | 1:23.68 | 100m Breast    | Conor Tarrant 1:23.23     |
| Jack Kelleher      | 3:00.51 | 200m Breast    | Conor Tarrant 3:00.98     |
| Jordy Wilson       | 30.86   | 50m Butterfly  | Hinemoa Fonua 32.17       |
| Jordy Wilson       | 1:08.50 | 100m Butterfly | Victoria McTeigue 1:16.28 |
| Jordy Wilson       | 2:37.38 | 200m Butterfly | Eve Gutteridge 3:03.88    |
| Jordy Wilson       | 2:35.62 | 200m Medley    | Victoria McTeigue 2:43.92 |
| Jordy Wilson       | 5:21.64 | 400m Medley    | Victoria McTeigue 5:40.63 |
|                    |         | 11 Years       |                           |
| George Smith       | 31.51   | 50m Free       | Gina Galloway 29.72       |
| Kieran Pangalila   | 1:05.99 | 100m Free      | Gina Galloway 1:04.39     |
| Kieran Pangalila   | 2:23.20 | 200m Free      | Gina Galloway 2:24.37     |
| Jarod Kropp        | 36.51   | 50m Back       | Gina Galloway 32.88       |
| Liam Grozev        | 1:18.42 | 100m Back      | Gina Galloway 1:11.70     |
| Liam Grozev        | 2:41.74 | 200m Back      | Gina Galloway 2:36.82     |
| Bailey Wang        | 38.58   | 50m Breast     | Emma Moriarty 39.27       |
| Bailey Wang        | 1:21.40 | 100m Breast    | Emma Moriarty 1:27.19     |
| Bailey Wang        | 2:57.77 | 200m Breast    | Emma Moriarty 3:10.73     |
| Kieran Pangalila   | 32.99   | 50m Butterfly  | Olivia Morris 32.22       |
| Kieran Pangalila   | 1:14.51 | 100m Butterfly | Bernadette Doyle 1:11.46  |
| Kieran Pangalila   | 2:45.40 | 200m Butterfly | Keagan Modlin 3:12.34     |
| Bailey Wang        | 2:40.34 | 200m Medley    | Gina Galloway 2:42.11     |



|              |         | 10 Years       |                             |         |
|--------------|---------|----------------|-----------------------------|---------|
| Marco Smeets | 30.80   | 50m Free       | Allegra Zacest              | 34.22   |
| Marco Smeets | 1:05.94 | 100m Free      | Irene Wu                    | 1:15.53 |
| Marco Smeets | 2:22.13 | 200m Free      | Irene Wu                    | 2:48.70 |
| Sungju Kim   | 36.79   | 50m Back       | Irene Wu                    | 37.17   |
| Sungju Kim   | 1:18.24 | 100m Back      | Allegra Zacest              | 1:22.38 |
| Sungju Kim   | 2:42.89 | 200m Back      | Irene Wu                    | 2:55.84 |
| Sungju Kim   | 42.11   | 50m Breast     | Bianca Traplin              | 42.83   |
| Sungju Kim   | 1:27.48 | 100m Breast    | Bianca Traplin              | 1:30.61 |
| Sungju Kim   | 3:06.80 | 200m Breast    | Bianca Traplin              | 3:15.40 |
| Marco Smeets | 33.91   | 50m Butterfly  | Allegra Zacest              | 36.58   |
| Marco Smeets | 1:16.75 | 100m Butterfly | Allegra Zacest              | 1:24.26 |
| Gene Kim     | 3:30.61 | 200m Butterfly | No Award                    |         |
| Marco Smeets | 2:43.82 | 200m Medley    | Irene Wu                    | 3:04.74 |
|              |         | 9/Under        |                             |         |
| Will Bason   | 35.48   | 50m Free       | Jessica Folomu              | 35.60   |
| Andy Cheong  | 1:19.88 | 100m Free      | Jessica Folomu              | 1:15.09 |
| Andy Cheong  | 2:54.58 | 200m Free      | Jessica Folomu              | 2:47.55 |
| Andy Cheong  | 39.89   | 50m Back       | India Swney                 | 40.55   |
| Andy Cheong  | 1:27.16 | 100m Back      | Jessica Folomu/Alice Waldow | 1:32.11 |
| Andy Cheong  | 2:59.54 | 200m Back      | Alice Waldow                | 3:16.98 |
| Andy Cheong  | 49.71   | 50m Breast     | Charlote Matthews           | 46.90   |
| Andy Cheong  | 1:44.03 | 100m Breast    | Marina Segedin              | 1:42.28 |
| Andy Cheong  | 3:46.06 | 200m Breast    | Brearna Crawford            | 3:36.16 |
| Andy Cheong  | 38.96   | 50m Butterfly  | Alice Waldow                | 37.81   |
| Andy Cheong  | 1:31.93 | 100m Butterfly | Alice Waldow                | 1:28.38 |
| Andy Cheong  | 3:08.54 | 200m Medley    | Brearna Crawford            | 3:12.15 |

# AUCKLAND AGE GROUP INVITATIONAL (LC)

## 7<sup>th</sup> – 9<sup>th</sup> December 2012

|                         |          | OPEN           |                         |         |
|-------------------------|----------|----------------|-------------------------|---------|
| Daniel Gregory-Campbell | 23.88    | 50m Free       | Samantha Richter        | 26.27   |
| Daniel Gregory-Campbell | 52.60    | 100m Free      | Samantha Richter        | 57.04   |
| Steven Kent             | 1:51.67  | 200m Free      | Tabitha Baumann         | 2:01.73 |
| Michael Mincham         | 4:11.33  | 400m Free      | Tabitha Baumann         | 4:12.99 |
|                         |          | 800m Free      | Monique King            | 9:06.99 |
| Phillip Ryan            | 16.27.33 | 1500m Free     |                         |         |
| Kurt Crossland          | 25.89    | 50m Back       | Caroline Baddock        | 30.06   |
| Kurt Corssland          | 55.95    | 100m Back      | Kate Godfrey            | 1:03.70 |
| Kurt Corssland          | 2:05.77  | 200m Back      | Kate Godfrey            | 2:16.59 |
| Erik Kahr               | 29.57    | 50m Breast     | Katie Kenneally         | 34.58   |
| Ashton Baumann          | 1:03.60  | 100m Breast    | Katie Kenneally         | 1:14.50 |
| Matthew Glassford       | 2:17.05  | 200m Breast    | Katie Kenneally         | 2:38.40 |
| Kurt Crossland          | 25.36    | 50m Butterfly  | Samantha Richter        | 27.55   |
| Shaun Burnett           | 55.63    | 100m Butterfly | Laura Quilter           | 1:01.90 |
| Shaun Burnett           | 2:01.87  | 200m Butterfly | Yeonsu Lee              | 2:33.82 |
| Ashton Baumann          | 2:06.30  | 200m Medley    | Kate Godfrey            | 2:19.51 |
| Mitchell Donaldson      | 4:28.64  | 400m Medley    | Kate Godfrey            | 5:05.71 |
|                         |          | YOUTH          |                         |         |
| Mario Koenigsperger     | 25.00    | 50m Free       | Georgia Zacest          | 28.56   |
| Hayden Church           | 55.35    | 100m Free      | Frances Magness         | 1:01.11 |
| Alexandre Buvry         | 2:00.32  | 200m Free      | Abi Chapman             | 2:10.24 |
| Alexandre Buvry         | 4:18.56  | 400m Free      | Ainsley Thorpe          | 4:49.26 |
|                         |          | 800m Free      | Yeonsu Lee              | 9:25.64 |
| Ryan Lockwood           | 17.21.18 | 1500m Free     |                         |         |
| Joshua Asplin           | 28.64    | 50m Back       | Rebekah Bradley         | 31.33   |
| Joshua Asplin           | 1:03.98  | 100m Back      | Rebekah Bradley         | 1:07.93 |
| Kane Follows            | 2:19.30  | 200m Back      | Annika Anderson         | 2:30.08 |
| Joshua Cleland          | 33.17    | 50m Breast     | Mary Tate               | 34.69   |
| Han Zhang               | 1:10.48  | 100m Breast    | Mary Tate               | 1:15.28 |
| Han Zhang               | 2:33.00  | 200m Breast    | Mary Tate               | 2:44.00 |
| Joshua Asplin           | 26.63    | 50m Butterfly  | Annielle Ryland-Higgins | 29.34   |
| Joshua Asplin           | 1:00.04  | 100m Butterfly | Leah Eagleton           | 1:07.67 |
| Alexandre Buvry         | 2:26.68  | 200m Butterfly | Yeonsu Lee              | 2:33.82 |
| Han Zhang               | 2:20.59  | 200m Medley    | Caitlin Mann            | 2:30.47 |
| Tyler Ellis             | 5:03.92  | 400m Medley    | Holly Parker            | 5:35.75 |
|                         |          | 16 Years       |                         |         |
| Boyang Xu               | 25.07    | 50m Free       | Naomi Smit              | 27.21   |
| Jackson Cropp           | 54.79    | 100m Free      | Naomi Smit              | 59.35   |
| Michael Mincham         | 2:01.26  | 200m Free      | Georgia Marris          | 2:09.06 |
| Michael Mincham         | 4:17.14  | 400m Free      | Rachel Smith            | 4:35.21 |
|                         |          | 800m Free      | Gabriella Butwell       | 9:56.10 |

|                     |          |                 |                    |         |
|---------------------|----------|-----------------|--------------------|---------|
| Daniel Hefford      | 18:16.62 | 1500m Free      |                    |         |
| Matthew Clode       | 28.76    | 50m Back        | Naomi Smit         | 31.09   |
| Jacob Garrod        | 1:00.33  | 100m Back       | Rima Williams      | 1:05.29 |
| Jackson Cropp       | 2:10.80  | 200m Back       | Rima Williams      | 2:23.53 |
| Jacob Garrod        | 30.95    | 50m Breast      | Jane Ip            | 35.91   |
| Jacob Garrod        | 1:08.18  | 100m Breast     | Ida De Smeet       | 1:24.17 |
| Jacob Garrod        | 2:26.93  | 200m Breast     | Jane Ip            | 2:44.23 |
| Archer Roelants     | 26.28    | 50m Butterfly   | Georgia Marris     | 30.81   |
| Genki Miyauchi      | 1:00.29  | 100m Butterfly  | Georgia Marris     | 1:08.36 |
| Michael Mincham     | 2:14.55  | 200m Butterfly  | Danielle Donaldson | 2:38.57 |
| Jacob Garrod        | 2:16.63  | 200m Medley     | Rachel Smith       | 2:32.36 |
| Jackson Cropp       | 4:45.65  | 400m Medley     | Rachel Smith       | 5:09.49 |
|                     |          | <b>15 Years</b> |                    |         |
| Mario Koenigsperger | 25.11    | 50m Free        | Georgia Zacest     | 28.23   |
| Mario Koenigsperger | 55.50    | 100m Free       | Frances Magness    | 1:01.72 |
| Liam Paterson       | 2:03.96  | 200m Free       | Frances Magness    | 2:16.04 |
| Ryan Lockwood       | 4:26.58  | 400m Free       | Holly Parker       | 4:48.96 |
|                     |          | 800m Free       | Holly Parker       | 9:54.40 |
| No Award            |          | 1500m Free      |                    |         |
| Connor Paterson     | 30.24    | 50m Back        | Rebekah Bradley    | 31.04   |
| Matthew Roache      | 1:05.27  | 100m Back       | Rebekah Bradley    | 1:08.16 |
| Kane Follows        | 2:22.05  | 200m Back       | Kelsi Boock        | 2:30.74 |
| Wilrich Coetzee     | 31.84    | 50m Breast      | Emma Hanley        | 35.86   |
| Mario Koenigsperger | 1:14.23  | 100m Breast     | Emma Hanley        | 1:17.23 |
| Wilrich Coetzee     | 2:43.26  | 200m Breast     | Emma Hanley        | 2:52.87 |
| Wilrich Coetzee     | 27.23    | 50m Butterfly   | Rebekah Bradley    | 29.97   |
| Wilrich Coetzee     | 58.86    | 100m Butterfly  | Stephanie Hett     | 1:09.80 |
| Wilrich Coetzee     | 2:14.57  | 200m Butterfly  | Bella Williams     | 2:39.35 |
| Wilrich Coetzee     | 2:15.24  | 200m Medley     | Juliaa Tong        | 2:35.21 |
| Wilrich Coetzee     | 4:51.33  | 400m Medley     | Kelsi Boock        | 5:22.91 |
|                     |          | <b>14 Years</b> |                    |         |
| Yinhu Cui           | 26.66    | 50m Free        | Annabelle Paterson | 28.51   |
| Yinhu Cui           | 57.74    | 100m Free       | Annabelle Paterson | 1:01.70 |
| Oliver Wu           | 2:06.48  | 200m Free       | Ella Cripps        | 2:15.44 |
| Koene Smit          | 4:30.39  | 400m Free       | Annabelle Paterson | 4:43.42 |
|                     |          | 800m Free       | Ella Cripps        | 9:43.65 |
| Liam Hay            | 18:20.99 | 1500m Free      |                    |         |
| Oliver Wu           | 30.96    | 50m Back        | Annika Anderson    | 31.80   |
| Yinhu Cui           | 1:06.65  | 100m Back       | Annika Anderson    | 1:08.48 |
| Oliver Wu           | 2:20.08  | 200m Back       | Annika Anderson    | 2:29.03 |
| Oliver Wu           | 33.87    | 50m Breast      | Morgan Kilmister   | 35.45   |
| Rory Kelleher       | 1:21.54  | 100m Breast     | Morgan Kilmister   | 1:17.29 |
| John Ashcroft       | 2:55.65  | 200m Breast     | Morgan Kilmister   | 2:50.42 |
| Matthew Martin      | 30.29    | 50m Butterfly   | Annika Anderson    | 30.93   |
| Yinhu Cui           | 1:06.85  | 100m Butterfly  | Annika Anderson    | 1:08.78 |
| No Award            |          | 200m Butterfly  | Caitlin Mann       | 2:42.87 |

|                        |          |                |                  |          |
|------------------------|----------|----------------|------------------|----------|
| Oliver Wu              | 2:21.63  | 200m Medley    | Caitlin Mann     | 2:31.46  |
| John Ashcroft          | 5:10.62  | 400m Medley    | Ella Cripps      | 5:37.89  |
| 13 Years               |          |                |                  |          |
| Adam Milne             | 29.28    | 50m Free       | Mary Tate        | 28.93    |
| Scott Fairbairn        | 1:00.21  | 100m Free      | Yeonsu Lee       | 1:01.02  |
| Carlos Aguilera-Cortes | 2:14.31  | 200m Free      | Yeonsu Lee       | 2:10.74  |
| Scott Fairbairn        | 4:33.51  | 400m Free      | Yeonsu Lee       | 4:36.87  |
|                        |          | 800m Free      | Imogen Pangalila | 10:04.36 |
| Jackson Dawson         | 18:50.16 | 1500m Free     |                  |          |
| Flynn Jones            | 32.97    | 50m Back       | Simone Lusby     | 32.07    |
| Flynn Jones            | 1:09.86  | 100m Back      | Simone Lusby     | 1:09.46  |
| Flynn Jones            | 2:27.76  | 200m Back      | Simone Lusby     | 2:29.70  |
| Scott Fairbairn        | 33.88    | 50m Breast     | Mary Tate        | 34.69    |
| Scott Fairbairn        | 1:16.46  | 100m Breast    | Mary Tate        | 1:16.40  |
| Scott Fairbairn        | 2:42.23  | 200m Breast    | Mary Tate        | 2:47.94  |
| Scott Fairbairn        | 28.98    | 50m Butterfly  | Yeonsu Lee       | 29.90    |
| Scott Fairbairn        | 1:06.04  | 100m Butterfly | Yeonsu Lee       | 1:05.76  |
| Scott Fairbairn        | 2:27.11  | 200m Butterfly | Yeonsu Lee       | 2:27.13  |
| Scott Fairbairn        | 2:24.45  | 200m Medley    | Yeonsu Lee       | 2:26.91  |
| Scott Fairbairn        | 5:08.32  | 400m Medley    | Yeonsu Lee       | 5:12.75  |





Scottie T Photography



# WALKER & HALL ANTHONY MOSSE CLASSIC

24<sup>th</sup> – 27<sup>th</sup> January 2013

| MEN                 |         | OPEN           | WOMEN                  |         |
|---------------------|---------|----------------|------------------------|---------|
| Nielson Varoy       | 23.37   | 50m Free       | Samantha Richter       | 26.32   |
| Shane Hornby        | 54.38   | 100m Free      | Simone Cowling         | 58.37   |
| Steven Kent         | 1:52.46 | 200m Free      | Georgia Marris         | 2:05.03 |
| Ewan Jackson        | 4:09.57 | 400m Free      | Georiga Marris         | 4:23.57 |
| Nielson Varoy       | 27.08   | 50m Back       | Juliana Tong           | 31.39   |
| Edward Vos          | 1:00.37 | 100m Back      | Rima Williams          | 1:04.79 |
| Corneille Coetzee   | 2:12.00 | 200m Back      | Rima Williams          | 2:22.45 |
| Eric Kahr           | 30.42   | 50m Breast     | Jane Ip                | 34.80   |
| Eric Kahr           | 1:05.43 | 100m Breast    | Pearl Hans             | 1:17.14 |
| Shaquile Vaotu'ua   | 2:27.23 | 200m Breast    | Mary Tate              | 2:48.67 |
| Nielson Varoy       | 24.81   | 50m Butterfly  | Simone Cowling         | 28.77   |
| Max Polianski       | 56.62   | 100m Butterfly | Simone Cowling         | 1:04.03 |
| Shaun Burnett       | 2:01.35 | 200m Butterfly | Simone Cowling         | 2:28.23 |
| Max Polianski       | 2:11.78 | 200m Medley    | Sarah Haggerty         |         |
| Carsten Caazza      | 4:30.58 | 400m Medley    | Jessica Marston        | 5:06.09 |
|                     |         | YOUTH          |                        |         |
| Mario Koenigsperger | 25.34   | 50m Free       | Genevieve Bowler       | 27.97   |
| Mario Koenigsperger | 56.64   | 100m Free      | Genevieve Bowler       | 1:00.96 |
| Yinhu Cui           | 2:05.82 | 200m Free      | Genevieve Bowler       | 2:11.04 |
| Yinhu Cui           | 4:29.28 | 400m Free      | Yeonsu Lee             | 4:38.44 |
| Kane Follows        | 30.63   | 50m Back       | Juliana Tong           | 31.39   |
| Ryan Curtis         | 1:04.21 | 100m Back      | Rebekah Bradley        | 1:06.98 |
| Kane Follows        | 2:19.75 | 200m Back      | Simone Lusby           | 2:27.96 |
| Wilrich Coetzee     | 31.97   | 50m Breast     | Mary Tate              | 35.23   |
| Wilrich Coetzee     | 1:11.72 | 100m Breast    | Yeonsu Lee             | 1:17.53 |
| Leo Zhu             | 2:45.85 | 200m Breast    | Mary Tate              | 2:48.67 |
| Wilrich Coetzee     | 26.75   | 50m Butterfly  | Rebekah Bradley        | 30.14   |
| Wilrich Coetzee     | 59.17   | 100m Butterfly | Paige Schendelaar-Kemp | 1:04.05 |
| Wilrich Coetzee     | 2:09.30 | 200m Butterfly | Samnatha Brown         | 2:36.36 |
| Leo Zhu             | 2:22.52 | 200m Medley    | Juliana Tong           | 2:32.51 |
| Wilrich Coetzee     | 4:44.08 | 400m Medley    | Caitlin Mann           | 5:20.80 |
|                     |         | JUNIOR         |                        |         |
| Owen Chen           | 28.38   | 50m Free       | Ellie Tomoana          | 29.55   |
| Owen Chen           | 1:01.84 | 100m Free      | Ellie Tomoana          | 1:04.98 |
| Heon Bin-Lee        | 2:15.13 | 200m Free      | Georgia Bason          | 2:23.65 |
| Sebastien Priscott  | 4:48.08 | 400m Free      | Georgia Bason          | 5:09.54 |
| Adrian Cheong       | 32.79   | 50m Back       | Gina Galloway          | 32.49   |
| William Sinclair    | 1:11.43 | 100m Back      | Ellie Tomoana          | 1:12.49 |
| Adrian Cheong       | 2:32.64 | 200m Back      | Ellie Tomoana          | 2:40.30 |
| Thomas Hughson      | 37.10   | 50m Breast     | Emily Whitehead        | 38.72   |
| Thomas Hughson      | 1:20.50 | 100m Breast    | Anna Lowther           | 1:20.84 |
| Thomas Hughson      | 2:57.59 | 200m Breast    | Anna Lowther           | 2:59.32 |
| Owen Chen           | 30.35   | 50m Butterfly  | Ellie Tomoana          | 31.53   |

|                     |         |                |                              |         |
|---------------------|---------|----------------|------------------------------|---------|
| Jordy Wilson        | 1:07.65 | 100m Butterfly | Olivia Clare                 | 1:17.32 |
| Jordy Wilson        | 2:37.49 | 200m Butterfly | Victoria McTeigue            | 2:51.65 |
| Owen Chen           | 2:31.87 | 200m Medley    | Olivia Clare                 | 2:46.23 |
| Jordy Wilson        | 5:24.88 | 400m Medley    | Victoria McTeigue            | 5:42.15 |
| 16 Years            |         |                |                              |         |
| James Delaney       | 25.67   | 50m Free       | Georgia Marris               | 28.34   |
| Max Polianski       | 55.67   | 100m Free      | Georgia Marris               | 59.69   |
| Genki Miyauchi      | 2:03.07 | 200m Free      | Georgia Marris               | 2:10.31 |
| Carson Bluck        | 4:30.73 | 400m Free      | Georgia Marris               | 4:35.27 |
| Jarred Curtis       | 28.16   | 50m Back       | Kerryn Phillips              | 32.75   |
| Jarred Curtis       | 1:01.68 | 100m Back      | Sarah Haggerty               | 1:07.35 |
| Edward Vos          | 2:16.59 | 200m Back      | Rachel Smith                 | 2:25.95 |
| Archer Roelants     | 33.26   | 50m Breast     | Jane Ip                      | 36.57   |
| Max Polianski       | 1:10.37 | 100m Breast    | Ida De Smet                  | 1:23.83 |
| Daniel Munro        | 2:40.53 | 200m Breast    | Rachel Smith                 | 2:52.20 |
| Archer Roelants     | 26.60   | 50m Butterfly  | Georgia Marris               | 30.57   |
| Max Polianski       | 58.08   | 100m Butterfly | Georgia Marris               | 1:08.78 |
| Kieran Sumner       | 2:24.65 | 200m Butterfly | Ida De Smet                  | 2:36.13 |
| Max Polianski       | 2:18.43 | 200m Medley    | Rachel Smith                 | 2:28.44 |
| Carson Bluck        | 5:10.95 | 400m Medley    | Sarah Haggerty               | 5:15.62 |
| 15 years            |         |                |                              |         |
| Mario Koenigsperger | 25.65   | 50m Free       | Emma Hanley / Georgia Zacest | 28.69   |
| Mario Koenigsperger | 56.79   | 100m Free      | Frances Magness              | 1:02.00 |
| Cole Drinnan        | 2:06.15 | 200m Free      | Holly Parker                 | 2:15.55 |
| Cole Drinnan        | 4:29.47 | 400m Free      | Holly Parker                 | 4:49.25 |
| Hauwai McGahan      | 39.60   | 50m Back       | Rebekah Bradley              | 32.02   |
| Kane Follows        | 1:06.34 | 100m Back      | Juliana Tong                 | 1:09.21 |
| Kane Follows        | 2:19.52 | 200m Back      | Rebekah Bradley              | 2:32.11 |
| Wilrich Coetzee     | 33.58   | 50m Breast     | Emma Hanley                  | 36.41   |
| Wilrich Coetzee     | 1:18.12 | 100m Breast    | Emma Hanley                  | 1:19.73 |
| Wilrich Coetzee     | 2:35.81 | 200m Breast    | Emma Hanley                  | 2:49.24 |
| Wilrich Coetzee     | 26.92   | 50m Butterfly  | Rebekah Bradley              | 30.05   |
| Wilrich Coetzee     | 1:00.20 | 100m Butterfly | Emma Hanley                  | 1:10.77 |
| Wilrich Coetzee     | 2:13.81 | 200m Butterfly | Samantha Brown               | 2:34.36 |
| Wilrich Coetzee     | 2:12.43 | 200m Medley    | Juliana Tong                 | 2:35.09 |
| Wilrich Coetzee     | 4:56.18 | 400m Medley    | Stephanie Upston             | 5:43.42 |
| 14 years            |         |                |                              |         |
| Ryan Curtis         | 26.64   | 50m Free       | Genevieve Bowler             | 27.97   |
| Oliver Wu           | 57.80   | 100m Free      | Genevieve Bowler             | 1:01.55 |
| Yinhu Cui           | 2:07.16 | 200m Free      | Genevieve Bowler             | 2:14.53 |
| Yinhu Cui           | 4:31.14 | 400m Free      | Genevieve Bowler             | 4:53.39 |
| Yinhu Cui           | 30.91   | 50m Back       | Mary Tate                    | 33.89   |
| Ryan Curtis         | 1:04.85 | 100m Back      | Annika anderson              | 1:09.71 |
| Oliver Wu           | 2:20.87 | 200m Back      | Annika Anderson              | 2:32.36 |
| Ethan Kropp         | 37.01   | 50m Breast     | Mary Tate                    | 35.34   |
| Andy Yang           | 1:26.35 | 100m Breast    | Mary Tate                    | 1:19.27 |

|                             |         |                |                       |         |
|-----------------------------|---------|----------------|-----------------------|---------|
| Andy Yang                   | 3:09.12 | 200m Breast    | Mary Tate             | 2:48.67 |
| Scott Fairbain              | 29.05   | 50m Butterfly  | Annika Anderson       | 31.15   |
| Taine Johnston              | 1:05.53 | 100m Butterfly | Annika Anderson       | 1:10.66 |
| Carlos Aguilera-Cortes      | 2:33.99 | 200m Butterfly | Gemma Smith           | 2:52.40 |
| Ryan Curtis                 | 2:28.43 | 200m Medley    | Mary Tate             | 2:39.74 |
| Yinhu Cui                   | 5:16.68 | 400m Medley    | Caitlin Mann          | 5:28.63 |
| 13 years                    |         |                |                       |         |
| Marcus Hamilton             | 28.59   | 50m Free       | Simone Lusby          | 29.56   |
| Marcus Hamilton             | 1:01.44 | 100m Free      | Imogen Pangalila      | 1:04.95 |
| Marcus Hamilton             | 2:17.60 | 200m Free      | Yeonsu Lee            | 2:11.91 |
| Adam Milne                  | 4:46.72 | 400m Free      | Yeonsu Lee            | 4:45.55 |
| Finn Kennard-Campbell       | 33.39   | 50m Back       | Simone Lusby          | 32.35   |
| Jason Churches              | 1:11.65 | 100m Back      | Simone Lusby          | 1:09.99 |
| Flynn Jones                 | 2:26.89 | 200m Back      | Gabrielle Fa'amausili | 2:28.80 |
| Michael Hamoy / Kevin Huang | 37.83   | 50m Breast     | Hana Newnham-McGrath  | 36.96   |
| Kevin Huang                 | 1:21.80 | 100m Breast    | Yeonsu Lee            | 1:20.11 |
| Jackson Dawson              | 3:00.67 | 200m Breast    | Antonia Gibson        | 2:58.37 |
| Mitchell Landall            | 32.98   | 50m Butterfly  | Sam Moriarty          | 31.69   |
| Mitchell Landall            | 1:19.01 | 100m Butterfly | Yeonsu Lee            | 1:05.47 |
| Jackson Dawson              | 2:39.25 | 200m Butterfly | Imogen Pangalila      | 2:48.50 |
| Jackson Dawson              | 2:36.68 | 200m Medley    | Sam Moriarty          | 2:38.31 |
| Jackson Dawson              | 5:25.58 | 400m Medley    | Yeonsu Lee            | 5:14.82 |
| 12 years                    |         |                |                       |         |
| Owen Chen / Heon-Bin Lee    | 28.93   | 50m Free       | Ellie Tomoana         | 29.44   |
| Owen Chen                   | 1:02.30 | 100m Free      | Ellie Tomoana         | 1:05.92 |
| Heon-Bin Lee                | 2:14.83 | 200m Free      | Conor Tarrant         | 2:26.71 |
| Sebastien Priscott          | 4:44.64 | 400m Free      | Conor Tarrant         | 5:12.44 |
| Owen Chen                   | 32.98   | 50m Back       | Ellie Tomoana         | 32.51   |
| Owen Chen                   | 1:10.61 | 100m Back      | Ellie Tomoana         | 1:11.08 |
| Sebastien Priscott          | 2:34.59 | 200m Back      | Victoria McTeigue     | 2:34.49 |
| Owen Chen                   | 37.94   | 50m Breast     | Anna Lowther          | 38.60   |
| Heon-Bin Lee                | 1:24.22 | 100m Breast    | Conor Tarrant         | 1:22.75 |
| Jordy Wilson                | 3:01.72 | 200m Breast    | Victoria McTeigue     | 3:00.43 |
| Jordy Wilson                | 30.32   | 50m Butterfly  | Ellie Tomoana         | 32.05   |
| Jordy Wilson                | 1:07.74 | 100m Butterfly | Victoria McTeigue     | 1:12.15 |
| Jordy Wilson                | 2:35.99 | 200m Butterfly | Victoria McTeigue     | 2:51.65 |
| Jordy Wilson                | 2:34.45 | 200m Medley    | Victoria McTeigue     | 2:43.47 |
| Jordy Wilson                | 5:24.88 | 400m Medley    | Victoria McTeigue     | 5:42.15 |
| 11 years                    |         |                |                       |         |
| Bailey Wang                 | 29.95   | 50m Free       | Madison Don           | 32.15   |
| Bailey Wang                 | 1:05.87 | 100m Free      | Gina Galloway         | 1:04.11 |
| Bailey Wang                 | 2:22.68 | 200m Free      | Gina Galloway         | 2:23.48 |
| Kieran Pangalila            | 5:01.87 | 400m Free      | Yeonji Lee            | 5:28.28 |
| Bailey Wang                 | 35.16   | 50m Back       | Gina Galloway         | 32.43   |
| Oliver Kumarich             | 1:15.94 | 100m Back      | Georgia Walker        | 1:14.81 |
| Liam Grozev                 | 2:40.60 | 200m Back      | Gina Galloway         | 2:34.74 |



|                   |         |                |                               |         |
|-------------------|---------|----------------|-------------------------------|---------|
| Willaim Robinson  | 39.82   | 50m Breast     | Emma Moriarty                 | 39.59   |
| Bailey Wang       | 1:21.80 | 100m Breast    | Gina Galloway / Emma Moriarty | 1:28.23 |
| William Robinson  | 3:09.30 | 200m Breast    | Emma Moriarty                 | 3:09.53 |
| Kieran Pangalila  | 33.15   | 50m Butterfly  | Gina Galloway                 | 32.36   |
| Bailey Wang       | 1:19.79 | 100m Butterfly | Yeonji Lee                    | 1:17.52 |
| Kieran Pangalila  | 2:45.37 | 200m Butterfly | Eva Williams                  | 3:19.95 |
| Kieran Pangalila  | 2:41.23 | 200m Medley    | Georgia Walker                | 2:51.53 |
| Kieran Pangalila  | 5:41.14 | 400m Medley    |                               |         |
|                   |         | 10 years       |                               |         |
| Marco Smeets      | 31.28   | 50m Free       | Bianca Traplin                | 33.65   |
| Marco Smeets      | 1:06.17 | 100m Free      | Bianca Traplin                | 1:17.43 |
| Marco Smeets      | 2:23.96 | 200m Free      | Bianca Traplin                | 2:46.79 |
| Gene Kim          | 5:44.93 | 400m Free      | Isabella Akroyd               | 5:46.22 |
| Marco Smeets      | 37.47   | 50m Back       | Bianca Traplin                | 40.28   |
| Gene Kim          | 1:21.96 | 100m Back      | Astaria Te Aukura             | 1:23.89 |
| Marco Smeets      | 2:45.76 | 200m Back      | Astaria Te Aukura             | 2:55.17 |
| Thomas Pleciak    | 43.30   | 50m Breast     | Bianca Traplin                | 40.37   |
| Thomas Pleciak    | 1:32.88 | 100m Breast    | Bianca Traplin                | 1:30.10 |
| Thomas Pleciak    | 3:24.93 | 200m Breast    | Bianca Traplin                | 3:17.21 |
| Marco Smeets      | 34.31   | 50m Butterfly  | Bianca Traplin                | 39.16   |
| Marco Smeets      | 1:12.92 | 100m Butterfly | Sera Bickers                  | 1:31.25 |
| Marco Smeets      | 2:44.65 | 200m Butterfly | No Award                      |         |
| Marco Smeets      | 2:42.21 | 200m Medley    | Bianca Traplin                | 3:07.94 |
|                   |         | 9 & Under      |                               |         |
| Lewis Pangalila   | 36.40   | 50m Free       | Jessica Folomu                | 34.12   |
| Lewis Pangalila   | 1:24.18 | 100m Free      | Jessica Folomu                | 1:14.85 |
| Lewis Pangalila   | 2:52.87 | 200m Free      | Jessica Folomu                | 2:38.15 |
| No Award          |         | 400m Free      | No Award                      |         |
| Lewis Pangalila   | 43.81   | 50m Back       | Jessica Folomu                | 42.76   |
| Lewis Pangalila   | 1:31.63 | 100m Back      | Jessica Folomu                | 1:27.05 |
| James Donovan     | 3:31.31 | 200m Back      | Jessica Folomu                | 3:07.82 |
| Daniel Benton     | 52.19   | 50m Breast     | Charlotte Matthews            | 45.00   |
| James Slessor     | 1:47.55 | 100m Breast    | Charlotte Mathews             | 1:42.55 |
| Mitchell Grigorov | 4:10.10 | 200m Breast    | Marina Segedin                | 3:34.81 |
| Lewis Pangalila   | 46.42   | 50m Butterfly  | Alice Waldow                  | 36.72   |
| Lewis Pangalila   | 1:49.30 | 100m Butterfly | Alice Waldow                  | 1:27.31 |
| Lewis Pangalila   | 3:22.08 | 200m Medley    | Alice Waldow                  | 3:14.68 |





# AUCKLAND OPEN CHAMPIONSHIPS

21<sup>st</sup> – 24<sup>th</sup> February 2013

| MEN                |          |                | WOMEN            |          |
|--------------------|----------|----------------|------------------|----------|
| Nielsen Varoy      | 23.30    | 50m Free       | Hayley Palmer    | 25.75    |
| Steven Kent        | 52.13    | 100m Free      | Lauren Boyle     | 56.24    |
| Matthew Stanley    | 1:50.88  | 200m Free      | Lauren Boyle     | 1:59.04  |
| Matthew Stanley    | 3:55.78  | 400m Free      | Lauren Boyle     | 4:11.91  |
| Phillip Ryan       | 8:38.05  | 800m Free      | Tash Hind        | 8:47.49  |
| Phillip Ryan       | 16:22.68 | 1500m Free     | Emma Robinson    | 16:46.56 |
| Phillip Ryan       |          | 5km Free       | Bridget Maher    |          |
| Phillip Ryan       |          | 10km Free      | Jessica Marston  |          |
| Yinhu Cui          | 30.41    | 50m Back       | Stephanie Jack   | 34.61    |
| Gareth Kean        | 55.33    | 100m Back      | Laura Quilter    | 1:04.80  |
| Gareth Kean        | 2:04.76  | 200m Back      | Natalie Woodgate | 2:34.94  |
| Shane Smith        | 30.56    | 50m Breast     | Beckie Dooley    | 33.84    |
| Nick Ferrif        | 1:03.03  | 100m Breast    | Beckie Dooley    | 1:13.50  |
| Nick Ferrif        | 2:20.64  | 200m Breast    | Beckie Dooley    | 2:39.50  |
| Adam McDonald      | 25.46    | 50m Butterfly  | Samantha Richter | 27.28    |
| Gareth Kean        | 56.06    | 100m Butterfly | Samantha Lee     | 1:00.74  |
| Shaun Burnett      | 2:04.68  | 200m Butterfly | Samantha Lee     | 2:14.84  |
| Mitchell Donaldson | 2:06.37  | 200m Medley    | Lauren Boyle     | 2:20.12  |
| Nathan Capp        | 4:28.44  | 400m Medley    | Beckie Dooley    | 5:18.09  |



# NEW ZEALAND SHORT COURSE AGE GROUP & OPEN CHAMPIONSHIPS

29<sup>th</sup> September – 3<sup>rd</sup> October 2012, Wellington

| MEN – OPEN FINALS   |            | 1 <sup>st</sup> | 2 <sup>nd</sup> |         | 3 <sup>rd</sup> |          |
|---------------------|------------|-----------------|-----------------|---------|-----------------|----------|
| Ashton Baumann      | 100 Breast | 1:00.38         | 200 IM          | 1:59.44 |                 |          |
|                     | 200 Breast | 2:12.73         |                 |         |                 |          |
| Shaun Burnett       |            |                 | 200 Fly         | 2:00.00 |                 |          |
| Corneille Coetzee   |            |                 |                 |         | 200 Fly         | 2:03.07  |
| Mitchell Donaldson  |            |                 |                 |         | 100 IM          | 56.96    |
| Benjamin Gillies    |            |                 |                 |         | 200 Back        | 1:57.90  |
| Steven Kent         |            |                 | 100 IM          | 55.57   | 400 Free        | 3:47.75  |
| Adam McDonald       |            |                 | 50 Fly          | 24.21   |                 |          |
| Nielsen Varoy       | 50 Free    | 22.01           | 100 Free        | 49.43   |                 |          |
|                     | 50 Fly     | 23.96           |                 |         |                 |          |
| 19 & Over AGE GROUP |            | 1 <sup>st</sup> | 2 <sup>nd</sup> |         | 3 <sup>rd</sup> |          |
| Ashton Baumann      | 100 Breast | 1:03.27         | 200 IM          | 2:02.21 |                 |          |
| Shaun Burnett       |            |                 | 200 Fly         | 2:01.52 |                 |          |
| Mitchell Donaldson  |            |                 | 100 Breast      | 1:04.15 | 200 Back        | 2:03.06  |
|                     |            |                 | 200 Breast      | 2:17.80 |                 |          |
|                     |            |                 | 100 IM          | 57.59   |                 |          |
| Benjamin Gillies    |            |                 | 200 Back        | 1:59.48 | 100 Back        | 56.18    |
| Steven Kent         |            |                 | 200 Free        | 1:49.37 | 50 Free         | 23.18    |
|                     |            |                 | 400 Free        | 3:54.69 | 100 Free        | 50.37    |
| Adam McDonald       |            |                 | 50 Fly          | 24.33   |                 |          |
| Nielsen Varoy       | 50 Free    | 22.16           |                 |         |                 |          |
|                     | 50 Fly     | 24.14           |                 |         |                 |          |
|                     | 100 Free   | 49.64           |                 |         |                 |          |
| 16 & Over FINALS    |            | 1 <sup>st</sup> | 2 <sup>nd</sup> |         | 3 <sup>rd</sup> |          |
| Ashton Baumann      |            |                 |                 |         | 50 Free         | 23.60    |
| Corneille Coetzee   |            |                 | 100 Medley      | 58.63   |                 |          |
| Alex Cox            |            |                 | 200 Fly         | 2:05.59 |                 |          |
| Jarred Curtis       | 50 Back    | 26.84           |                 |         |                 |          |
| Mitchell Donaldson  | 200 Free   | 1:50.17         |                 |         |                 |          |
| Dylan Garrod        | 100 Back   | 56.32           |                 |         | 200 IM          | 2:06.41  |
| Benjamin Gillies    |            |                 | 400 Free        | 3:58.12 |                 |          |
| Lawrence Hull       |            |                 |                 |         | 200 Breast      | 2:23.96  |
| Jeremiah Teo        | 100 Breast | 1:05.65         | 200 Breast      | 2:23.88 |                 |          |
|                     |            |                 | 50 Breast       | 30.22   |                 |          |
| 17 – 18 AGE GROUP   |            | 1 <sup>st</sup> | 2 <sup>nd</sup> |         | 3 <sup>rd</sup> |          |
| Corneille Coetzee   |            |                 | 200 Fly         | 2:04.69 | 100 Back        | 56.65    |
|                     |            |                 |                 |         | 50 Back         | 26.52    |
|                     |            |                 |                 |         | 100 IM          | 59.33    |
| Mitchell Davison    |            |                 |                 |         | 400 Free        | 3:58.2   |
|                     |            |                 |                 |         | 1500 Free       | 15:42.80 |
| Shane Hornby        |            |                 |                 |         | 200 Free        | 1:50.72  |



|                            |                       |         |                       |          |                       |         |
|----------------------------|-----------------------|---------|-----------------------|----------|-----------------------|---------|
| Daniel Houzet              |                       |         |                       |          | 50 Fly                | 26.02   |
| <b>13 – 15 FINALS</b>      | <b>1<sup>st</sup></b> |         | <b>2<sup>nd</sup></b> |          | <b>3<sup>rd</sup></b> |         |
| Joshua Benson              |                       |         |                       |          | 100 Back              | 59.89   |
| Wilrich Coetzee            | 100 Fly               | 56.90   |                       |          |                       |         |
|                            | 50 Breast             | 30.29   |                       |          |                       |         |
| James Kiely                | 100 IM                | 1:00.61 | 50 Free               | 23.94    | 200 IM                | 2:11.62 |
| Edward Vos                 |                       |         |                       |          | 200 Back              | 2:06.43 |
| <b>16 Year AGE GROUPS</b>  | <b>1<sup>st</sup></b> |         | <b>2<sup>nd</sup></b> |          | <b>3<sup>rd</sup></b> |         |
| Vincent Chan               |                       |         |                       |          | 50 Free               | 24.29   |
| Wilrich Coetzee            | 100 Fly               | 56.63   | 100 Breast            | 1:05.00  |                       |         |
|                            | 400 IM                | 4:28.66 | 200 IM                | 2:06.63  |                       |         |
|                            | 200 Fly               | 2:04.83 | 50 Breast             | 30.37    |                       |         |
|                            |                       |         | 100 IM                | 58.25    |                       |         |
| Jackson Cropp              | 200 Back              | 2:02.07 |                       |          |                       |         |
| Jarred Curtis              |                       |         | 50 Fly                | 25.91    |                       |         |
| Jacob Garrod               | 100 Breast            | 1:03.71 | 200 IM                | 2:07.55  | 100 IM                | 59.63   |
|                            | 400 IM                | 4:29.48 | 50 Breast             | 29.88    |                       |         |
|                            | 200 Breast            | 2:19.49 |                       |          |                       |         |
| Max Polianski              | 100 Fly               | 55.50   | 100 Back              | 55.83    | 50 Back               | 26.74   |
|                            | 200 IM                | 2:06.09 | 100 IM                | 58.78    |                       |         |
| Archer Roelants            | 50 Fly                | 25.26   | 100 Fly               | 56.12    |                       |         |
|                            |                       |         | 50 Free               | 24.06    |                       |         |
| <b>15 Year AGE GROUPS</b>  | <b>1<sup>st</sup></b> |         | <b>2<sup>nd</sup></b> |          | <b>3<sup>rd</sup></b> |         |
| James Kiely                | 50 Free               | 24.00   |                       |          | 100 IM                | 59.14   |
|                            | 100 Free              | 52.43   |                       |          |                       |         |
| <b>14 Year AGE GROUPS</b>  | <b>1<sup>st</sup></b> |         | <b>2<sup>nd</sup></b> |          | <b>3<sup>rd</sup></b> |         |
| Tyler Jerrom               |                       |         |                       |          | 50 Fly                | 27.78   |
| Jason Smeets               |                       |         | 100 Fly               | 1:00.99  |                       |         |
|                            |                       |         | 200 Fly               | 2:15.58  |                       |         |
| Oliver Wu                  |                       |         | 100 IM                | 1:02.86  |                       |         |
| <b>13 Year AGE GROUPS</b>  | <b>1<sup>st</sup></b> |         | <b>2<sup>nd</sup></b> |          | <b>3<sup>rd</sup></b> |         |
| Carlos Aguilera-Cortes     | 50 Fly                | 29.35   | 100 Fly               | 1:03.79  |                       |         |
|                            |                       |         | 200 Fly               | 2:20.06  |                       |         |
|                            |                       |         | 1500 Free             | 17:29.08 |                       |         |
| Scott Fairbairn            | 100 Breast            | 1:08.21 | 200 IM                | 2:17.45  |                       |         |
|                            | 100 Fly               | 1:03.75 | 100 IM                | 1:04.36  |                       |         |
|                            | 400 IM                | 4:52.74 |                       |          |                       |         |
|                            | 200 Breast            | 2:31.71 |                       |          |                       |         |
|                            | 50 Breast             | 31.97   |                       |          |                       |         |
|                            | 200 Fly               | 2:19.25 |                       |          |                       |         |
| <b>WOMEN – OPEN FINALS</b> | <b>1<sup>st</sup></b> |         | <b>2<sup>nd</sup></b> |          | <b>3<sup>rd</sup></b> |         |
| Caroline Baddock           | 100 Back              | 59.88   | 50 Back               | 28.45    | 200 Back              | 2:11.58 |
| Tabitha Baumann            |                       |         | 400 Free              | 4:07.03  |                       |         |
| Lauren Boyle               | 400 Free              | 4:02.43 |                       |          |                       |         |


|                                |                       |         |                       |         |                       |         |
|--------------------------------|-----------------------|---------|-----------------------|---------|-----------------------|---------|
|                                | 200 Free              | 1:57.12 |                       |         |                       |         |
| Chloe Francis                  |                       |         | 200 IM                | 2:14.62 | 100 IM                | 1:03.33 |
| Jane Ip                        | 50 Breast             | 32.39   |                       |         |                       |         |
| Grace Marriner-Duncan          |                       |         |                       |         | 50 Back               | 28.73   |
| Samantha Richter               | 100 Free              | 55.17   |                       |         | 50 Fly                | 27.38   |
|                                | 50 Free               | 25.47   |                       |         |                       |         |
| Naomi Smit                     |                       |         |                       |         | 50 Free               | 25.82   |
| <b>19 &amp; Over AGE GROUP</b> | <b>1<sup>st</sup></b> |         | <b>2<sup>nd</sup></b> |         | <b>3<sup>rd</sup></b> |         |
| Lauren Boyle                   | 800 Free              | 8:15.73 |                       |         |                       |         |
|                                | 400 Free              | 4:02.26 |                       |         |                       |         |
|                                | 200 Free              | 1:57.58 |                       |         |                       |         |
| Chloe Francis                  | 100 IM                | 1:03.36 | 100 Back              | 1:03.16 | 200 Breast            | 2:36.58 |
| Chloe Francis                  |                       |         |                       |         | 400 Free              | 4:16.30 |
| Grace Marriner-Duncan          | 50 Back               | 29.06   |                       |         |                       |         |
|                                | 50 Breast             | 34.04   |                       |         |                       |         |
| Samantha Richter               | 50 Free               | 25.48   | 100 Free              | 56.04   | 100 Fly               | 1:03.35 |
|                                |                       |         | 50 Fly                | 27.68   |                       |         |
| <b>16 &amp; Over FINALS</b>    | <b>1<sup>st</sup></b> |         | <b>2<sup>nd</sup></b> |         | <b>3<sup>rd</sup></b> |         |
| Hayley Edmond                  | 200 Fly               | 2:20.43 |                       |         |                       |         |
|                                | 200 Back              | 2:15.53 |                       |         |                       |         |
| Hayley Kim                     |                       |         |                       |         | 50 Free               | 26.63   |
| Monique King                   | 400 Free              | 4:20.02 |                       |         |                       |         |
| Grace Marriner-Duncan          | 100 IM                | 1:05.09 | 50 Free               | 26.59   |                       |         |
|                                |                       |         | 100 Fly               | 1:03.44 |                       |         |
| Shannon Payne                  |                       |         | 200 Back              | 2:16.20 |                       |         |
| Rima Williams                  | 50 Fly                | 28.75   |                       |         |                       |         |
| Sophie Wotherspoon             |                       |         |                       |         | 50 Back               | 29.93   |
| <b>17 – 18 AGE GROUP</b>       | <b>1<sup>st</sup></b> |         | <b>2<sup>nd</sup></b> |         | <b>3<sup>rd</sup></b> |         |
| Caroline Baddock               | 100 Back              | 1:01.07 |                       |         | 400 IM                | 4:49.79 |
|                                | 50 Back               | 28.77   |                       |         | 200 Back              | 2:12.32 |
|                                |                       |         |                       |         | 50 Free               | 26.67   |
| Tabitha Baumann                | 800 Free              | 8:30.22 | 400 IM                | 4:49.37 |                       |         |
|                                | 400 Free              | 4:08.16 | 100 Free              | 57.10   |                       |         |
|                                | 200 Free              | 1:59.28 |                       |         |                       |         |
| Hayley Edmond                  |                       |         |                       |         | 200 IM                | 2:20.81 |
| <b>13 – 15 FINALS</b>          | <b>1<sup>st</sup></b> |         | <b>2<sup>nd</sup></b> |         | <b>3<sup>rd</sup></b> |         |
| Rebekah Bradley                |                       |         |                       |         | 50 Fly                | 28.99   |
| Samantha Brown                 |                       |         |                       |         | 100 Fly               | 1:05.12 |
| Sarah Haggerty                 | 400 IM                | 5:02.21 | 200 Back              | 2:19.44 |                       |         |
|                                |                       |         | 200 IM                | 2:21.53 |                       |         |
| Emma Hanley                    | 200 Breast            | 2:37.74 |                       |         | 100 Breast            | 1:13.56 |
| Millie Macdonald               |                       |         |                       |         | 200 Breast            | 2:40.29 |
| Caitlin Mann                   |                       |         | 100 IM                | 1:06.24 |                       |         |

|                           |                       |         |                       |         |                       |         |
|---------------------------|-----------------------|---------|-----------------------|---------|-----------------------|---------|
| Georgia Marris            | 100 Free              | 56.87   |                       |         |                       |         |
|                           | 50 Free               | 26.52   |                       |         |                       |         |
|                           | 400 Free              | 4:14.24 |                       |         |                       |         |
|                           | 200 Free              | 2:01.03 |                       |         |                       |         |
| Rachel Smith              |                       |         | 400 Free              | 4:26.01 | 200 Back              | 2:20.22 |
| Naomi Smit                | 50 Back               | 29.50   |                       |         |                       |         |
| Mary Tate                 | 100 Breast            | 1:12.97 | 50 Breast             | 33.78   |                       |         |
|                           |                       |         | 200 Breast            | 2:37.96 | 100 IM                | 1:06.35 |
| <b>16 Year AGE GROUPS</b> | <b>1<sup>st</sup></b> |         | <b>2<sup>nd</sup></b> |         | <b>3<sup>rd</sup></b> |         |
| Jane Ip                   |                       |         | 50 Breast             | 32.78   |                       |         |
|                           |                       |         | 200 Breast            | 2:34.97 |                       |         |
|                           |                       |         | 100 Breast            | 1:11.01 |                       |         |
| Monique King              | 800 Free              | 8:50.70 |                       |         | 200 Free              | 2:05.28 |
|                           | 400 Free              | 4:20.02 |                       |         |                       |         |
| Rima Williams             | 100 Back              | 1:01.77 | 50 Fly                | 28.84   |                       |         |
| Rima Williams             | 100 Free              | 57.77   |                       |         |                       |         |
|                           | 200 Back              | 2:16.09 |                       |         |                       |         |
|                           | 50 Back               | 29.29   |                       |         |                       |         |
| <b>15 Year AGE GROUPS</b> | <b>1<sup>st</sup></b> |         | <b>2<sup>nd</sup></b> |         | <b>3<sup>rd</sup></b> |         |
| Kelsi Boocock             |                       |         | 200 Back              | 2:17.71 | 400 IM                | 5:04.16 |
| Rebekah Bradley           | 100 Back              | 1:02.76 | 50 Fly                | 29.03   |                       |         |
|                           | 50 Back               | 29.28   |                       |         |                       |         |
| Sarah Haggerty            |                       |         | 400 IM                | 5:01.69 | 200 Fly               | 2:24.67 |
|                           |                       |         | 200 IM                | 2:23.07 |                       |         |
| Emma Hanley               | 50 Breast             | 33.90   | 200 Breast            | 2:40.09 |                       |         |
|                           |                       |         | 100 IM                | 1:06.47 |                       |         |
|                           |                       |         | 100 Breast            | 1:14.18 |                       |         |
| Georgia Marris            | 400 Free              | 4:26.63 |                       |         |                       |         |
|                           | 200 Free              | 2:04.16 |                       |         |                       |         |
| Rachel Smith              | 400 IM                | 4:58.37 |                       |         | 200 Back              | 2:18.74 |
|                           | 800 Free              | 9:08.15 |                       |         | 200 IM                | 2:23.80 |
|                           |                       |         |                       |         | 400 Free              | 4:29.42 |
| Naomi Smit                | 100 Free              | 55.72   |                       |         | 50 Back               | 29.87   |
|                           | 50 Free               | 25.92   |                       |         |                       |         |
| <b>14 Year AGE GROUPS</b> | <b>1<sup>st</sup></b> |         | <b>2<sup>nd</sup></b> |         | <b>3<sup>rd</sup></b> |         |
| Samantha Brown            | 50 Fly                | 29.27   | 100 Fly               | 1:05.04 | 200 Fly               | 2:23.04 |
| Morgan Kilmister          |                       |         | 100 Breast            | 1:14.84 | 200 Breast            | 2:42.43 |
| Millie Macdonald          |                       |         | 50 Breast             | 34.05   |                       |         |
|                           |                       |         | 200 Breast            | 2:41.59 |                       |         |
| Caitlin Mann              |                       |         |                       |         | 100 IM                | 1:07.39 |
|                           |                       |         |                       |         | 200 IM                | 2:25.58 |
|                           |                       |         |                       |         | 100 Breast            | 1:14.99 |
| Holly Parker              | 400 Free              | 4:26.47 | 100 Back              | 1:05.32 |                       |         |
|                           |                       |         | 100 Free              | 59.24   |                       |         |
|                           |                       |         | 200 Free              | 2:07.65 |                       |         |
| Annabelle Paterson        | 800 Free              | 9:10.76 |                       |         | 100 Back              | 1:06.01 |

|                           |                       |         |                       |         |                       |         |
|---------------------------|-----------------------|---------|-----------------------|---------|-----------------------|---------|
|                           | 200 Back              | 2:21.01 |                       |         |                       |         |
| Morgan Wadley             |                       |         |                       |         | 50 Fly                | 29.97   |
| Georgia Zacest            | 50 Free               | 27.03   |                       |         | 50 Back               | 21.12   |
| <b>13 Year AGE GROUPS</b> | <b>1<sup>st</sup></b> |         | <b>2<sup>nd</sup></b> |         | <b>3<sup>rd</sup></b> |         |
| Lucy Agnew                |                       |         | 100 Free              | 1:00.55 |                       |         |
| Ella Crips                |                       |         |                       |         | 800 Free              | 9:26.89 |
|                           |                       |         |                       |         | 50 Free               | 28.27   |
|                           |                       |         |                       |         | 200 Free              | 2:12.69 |
| Ella Drinnan              |                       |         |                       |         | 100 Back              | 1:07.43 |
|                           |                       |         |                       |         | 200 Back              | 2:23.75 |
| Yeonsu Lee                | 200 Fly               | 2:21.01 | 800 Free              | 9:17.69 | 100 Breast            | 1:17.40 |
|                           | 400 IM                | 4:58.09 | 200 Back              | 2:22.59 | 200 IM                | 2:23.09 |
|                           | 100 Free              | 59.57   |                       |         |                       |         |
|                           | 100 IM                | 1:06.23 |                       |         |                       |         |
|                           | 200 IM                | 2:23.15 |                       |         |                       |         |
|                           | 100 Fly               | 1:05.11 |                       |         |                       |         |
|                           | 400 Free              | 4:27.42 |                       |         |                       |         |
|                           | 200 Free              | 2:07.58 |                       |         |                       |         |
| Samantha Moriarty         |                       |         | 400 IM                | 5:16.26 | 200 IM                | 2:29.49 |
| Mary Tate                 | 50 Breast             | 34.08   | 100 Back              | 1:06.75 |                       |         |
|                           | 200 Breast            | 2:39.41 | 100 IM                | 1:07.12 |                       |         |
|                           | 100 Breast            | 1:13.28 | 50 Free               | 28.14   |                       |         |
|                           |                       |         | 200 IM                | 2:27.56 |                       |         |

| REGIONAL RELAYS | 1 <sup>st</sup> |         | 2 <sup>nd</sup> |         | 3 <sup>rd</sup> |  |
|-----------------|-----------------|---------|-----------------|---------|-----------------|--|
| 16/Over Men     | 4 x 50 Free     | 1.31.39 |                 |         |                 |  |
|                 | 4 x 50 Medley   | 1.40.29 |                 |         |                 |  |
| 16/Over Women   | 4 x 50 Free     | 1.45.13 | 4 x 50 Medley   | 1.54.37 |                 |  |
|                 |                 |         |                 |         |                 |  |
| 15/Under Men    | 4 x 50 Free     | 1.37.55 |                 |         |                 |  |
|                 | 4 x 50 Medley   | 1.47.44 |                 |         |                 |  |
| 15/Under Women  | 4 x 50 Free     | 1.47.03 |                 |         |                 |  |
|                 | 4 x 50 Medley   | 1.57.34 |                 |         |                 |  |





Scottie T Photography



# NEW ZEALAND OPEN WATER CHAMPIONSHIPS

12<sup>th</sup> – 13<sup>th</sup> January 2013, Lake Taupo

| MEN                             |      |                 |         |
|---------------------------------|------|-----------------|---------|
| Phillip Ryan                    | 10km | 2 <sup>nd</sup> | 1:58.45 |
|                                 | 5km  | 2 <sup>nd</sup> | 58.06   |
| Michael Mincham – 16 - 17 Years | 5km  | 2 <sup>nd</sup> | 1:00.13 |
| Jackson Dawson                  | 10km | 2 <sup>nd</sup> | 2:36.35 |

| WOMEN                          |      |                 |         |
|--------------------------------|------|-----------------|---------|
| Natalia Woodgate – 16-17 Years | 5km  | 3 <sup>rd</sup> | 1:07.46 |
|                                | 10km | 3 <sup>rd</sup> | 2:22.44 |



## NEW ZEALAND JUNIOR CHAMPIONSHIPS

16<sup>th</sup> – 17<sup>th</sup> February 2013, Auckland, Wellington

| BOYS 12 Years      | 1 <sup>st</sup> |         | 2 <sup>nd</sup> |         | 3 <sup>rd</sup> |         |
|--------------------|-----------------|---------|-----------------|---------|-----------------|---------|
| Owen Chen          | 100 Fly         | 1:07.73 | 100 Free        | 1:01.45 | 50 Back         | 32.76   |
|                    | 50 Fly          | 30.81   | 100 Back        | 1:10.95 | 50 Free         | 28.24   |
|                    | 200 IM          | 2:32.83 |                 |         |                 |         |
| Jack Kelleher      |                 |         |                 |         | 50 Fly          | 31.01   |
|                    |                 |         |                 |         | 200 IM          | 2:34.55 |
| Heon-Bin Lee       |                 |         | 100 Fly         | 1:08.06 |                 |         |
|                    |                 |         | 50 Fly          | 31.00   |                 |         |
| Sebastien Priscott |                 |         |                 |         | 200 Free        | 2:15.45 |
| 12 Years/Under     | 1 <sup>st</sup> |         | 2 <sup>nd</sup> |         | 3 <sup>rd</sup> |         |
| Sebastien Priscott | 400 Free        | 4:38.97 | 400 IM          | 5:26.68 |                 |         |
| 11 Years           | 1 <sup>st</sup> |         | 2 <sup>nd</sup> |         | 3 <sup>rd</sup> |         |
| Jared Kropp        |                 |         | 100 Back        | 1:15.76 |                 |         |
| Oliver Kumarich    |                 |         |                 |         | 50 Fly          | 33.12   |
|                    |                 |         |                 |         |                 |         |
| Kieran Pangalila   | 100 Fly         | 1:12.34 |                 |         | 100 Free        | 1:06.05 |
|                    | 200 Free        | 2:19.12 | 200 IM          | 2:40.94 |                 |         |
|                    | 50 Fly          | 32.53   |                 |         |                 |         |
| William Robinson   |                 |         |                 |         | 50 Breast       | 38.93   |
|                    |                 |         |                 |         | 200 Breast      | 3:07.23 |
|                    |                 |         |                 |         | 100 Breast      | 1:26.76 |
| George Smith       |                 |         | 100 Fly         | 1:15.42 |                 |         |
|                    |                 |         | 50 Free         | 30.31   |                 |         |
| Bailey Wang        | 50 Breast       | 37.06   | 200 Breast      | 2:55.85 | 200 Free        | 2:22.26 |
|                    | 100 Free        | 1:05.04 |                 |         |                 |         |
|                    | 200 IM          | 2:37.92 |                 |         |                 |         |
|                    | 100 Breast      | 1:21.10 |                 |         |                 |         |
| 10 Years/Under     | 1 <sup>st</sup> |         | 2 <sup>nd</sup> |         | 3 <sup>rd</sup> |         |
| Sungui Kim         | 200 Back        | 2:44.36 | 50 Breast       | 40.49   |                 |         |
|                    | 200 Breast      | 3:02.10 | 200 IM          | 2:45.10 |                 |         |
|                    | 100 Back        | 1:16.92 |                 |         |                 |         |
|                    | 50 Back         | 36.00   |                 |         |                 |         |
|                    | 100 Breast      | 1:27.72 |                 |         |                 |         |
| Thomas Pleciak     |                 |         |                 |         | 200 Breast      | 3:12.19 |
|                    |                 |         |                 |         | 100 Breast      | 1:30.39 |
| Marco Smeets       | 100 Free        | 1:06.09 | 100 Fly         | 1:15.23 | 100 Back        | 1:19.26 |
|                    | 200 Free        | 2:21.47 | 50 Fly          | 33.57   |                 |         |
|                    | 200 IM          | 2:42.92 | 200 Breast      | 3:10.10 |                 |         |
|                    |                 |         | 50 Free         | 30.85   |                 |         |
|                    |                 |         |                 |         |                 |         |

| GIRLS 12 Years    | 1 <sup>st</sup> |         | 2 <sup>nd</sup> |         | 3 <sup>rd</sup> |         |
|-------------------|-----------------|---------|-----------------|---------|-----------------|---------|
| Victoria McTeigue |                 |         |                 |         | 50 Fly          | 32.04   |
| Conor Tarrant     | 100 Breast      | 1:21.81 | 200 Breast      | 2:55.67 |                 |         |
| Ellie Tomoana     |                 |         | 50 Fly          | 31.71   | 50 Back         | 32.37   |
| Emily Whitehead   |                 |         |                 |         | 50 Breast       | 37.89   |
| 11 Years          | 1 <sup>st</sup> |         | 2 <sup>nd</sup> |         | 3 <sup>rd</sup> |         |
| Emily Doughty     |                 |         |                 |         | 50 Breast       | 39.45   |
| Gina Galloway     | 50 Breast       | 37.93   | 200 Free        | 2:23.73 |                 |         |
|                   | 200 Back        | 2:31.58 |                 |         |                 |         |
|                   | 100 Free        | 1:05.00 |                 |         |                 |         |
|                   | 50 Fly          | 31.88   |                 |         |                 |         |
|                   | 100 Back        | 1:08.56 |                 |         |                 |         |
|                   | 50 Back         | 31.82   |                 |         |                 |         |
|                   | 200 IM          | 2:41.73 |                 |         |                 |         |
|                   | 50 Free         | 29.68   |                 |         |                 |         |
|                   | 100 Breast      | 1:26.20 |                 |         |                 |         |
| Emma Moriarty     | 200 Breast      | 3:04.33 | 50 Breast       | 39.30   |                 |         |
|                   |                 |         | 100 Breast      | 1:27.13 |                 |         |
| Georgia Walker    |                 |         | 200 Back        | 2:38.54 | 200 IM          | 2:48.36 |
|                   |                 |         | 100 Back        | 1:14.89 |                 |         |
|                   |                 |         | 50 Back         | 34.99   |                 |         |
| 10 Years/Under    | 1 <sup>st</sup> |         | 2 <sup>nd</sup> |         | 3 <sup>rd</sup> |         |
| Dayna Clark       |                 |         | 50 Back         | 37.94   |                 |         |
| Bianca Traplin    | 50 Breast       | 39.30   |                 |         |                 |         |
|                   | 200 Breast      | 3:04.56 |                 |         |                 |         |
|                   | 100 Breast      | 1:26.12 |                 |         |                 |         |
| Alice Waldow      |                 |         |                 |         | 50 Fly          | 36.32   |

| REGIONAL RELAYS    | 1 <sup>st</sup> |         | 2 <sup>nd</sup> |         | 3 <sup>rd</sup> |  |
|--------------------|-----------------|---------|-----------------|---------|-----------------|--|
| 12 & Under - Girls | 4 x 50 Free     | 1:57.91 |                 |         |                 |  |
| 12 & Under Boys    | 4 x 50 Free     | 1:56.03 |                 |         |                 |  |
| 12 & Under Girls   |                 |         | 4 x 50 Medley   | 2:13.94 |                 |  |
| 12 & Under Boys    | 4 x 50 Medley   | 2:10.20 |                 |         |                 |  |



# NEW ZEALAND AGE GROUP CHAMPIONSHIPS

26<sup>th</sup> February – 2<sup>nd</sup> March 2013, Wellington

| MALE 17/18 Years    | 1 <sup>st</sup> |          | 2 <sup>nd</sup> |         | 3 <sup>rd</sup> |          |
|---------------------|-----------------|----------|-----------------|---------|-----------------|----------|
| Oliver Ernstzen     |                 |          | 50 Fly          | 25.55   |                 |          |
| Daniel Hefford      |                 |          |                 |         | 50 Back         | 28.26    |
| Erik Kahr           | 50 Breast       | 29.02    |                 |         |                 |          |
| Mathew Myers        | 200 IM          | 2:07.08  | 200 Fly         | 2:07.18 |                 |          |
|                     | 1500 Free       | 15:47.25 | 400 Free        | 4:04.24 |                 |          |
|                     |                 |          | 400 IM          | 4:30.41 |                 |          |
| 16 Years            | 1 <sup>st</sup> |          | 2 <sup>nd</sup> |         | 3 <sup>rd</sup> |          |
| Jackson Cropp       | 200 Back        | 2:06.98  |                 |         | 200 Free        | 1:58.91  |
| Jacob Garrod        | 200 IM          | 2:08.33  |                 |         | 200 Fly         | 2:10.30  |
|                     | 50 Breast       | 29.99    |                 |         |                 |          |
|                     | 400 IM          | 4:33.03  |                 |         |                 |          |
|                     | 200 Breast      | 2:19.87  |                 |         |                 |          |
|                     | 100 Breast      | 1:05.00  |                 |         |                 |          |
| Max Polianski       | 100 Fly         | 56.58    | 50 Fly          | 26.07   |                 |          |
| 15 Years            | 1 <sup>st</sup> |          | 2 <sup>nd</sup> |         | 3 <sup>rd</sup> |          |
| Wilrich Coetzee     | 200 IM          | 2:10.20  |                 |         |                 |          |
|                     | 200 Fly         | 2:08.78  |                 |         |                 |          |
|                     | 50 Breast       | 31.04    |                 |         |                 |          |
|                     | 200 Back        | 2:07.93  |                 |         |                 |          |
|                     | 400 IM          | 4:35.75  |                 |         |                 |          |
|                     | 50 Fly          | 26.69    |                 |         |                 |          |
|                     | 200 Breast      | 2:28.12  |                 |         |                 |          |
|                     | 100 Breast      | 1:08.84  |                 |         |                 |          |
|                     | 100 Fly         | 57.22    |                 |         |                 |          |
| Tyler Jerrom        |                 |          |                 |         | 100 Fly         | 1:00.89  |
| Mario Koenigsperger | 50 Free         | 24.64    |                 |         | 100 Free        | 54.63    |
| Hauwai McGahan      |                 |          |                 |         | 50 Back         | 28.91    |
| 14 Years            | 1 <sup>st</sup> |          | 2 <sup>nd</sup> |         | 3 <sup>rd</sup> |          |
| Yinhu Cui           |                 |          |                 |         | 200 Free        | 2:02.99  |
| Scott Fairbairn     | 200 IM          | 2:19.39  | 50 Breast       | 32.80   |                 |          |
|                     |                 |          | 200 Breast      | 2:37.34 |                 |          |
|                     |                 |          | 100 Breast      | 1:11.56 |                 |          |
|                     |                 |          | 100 Fly         | 1:02.46 |                 |          |
| Koene Smit          |                 |          |                 |         | 50 Free         | 26.03    |
|                     |                 |          |                 |         | 1500 Free       | 17:40.48 |
| 12/13 Years         | 1 <sup>st</sup> |          | 2 <sup>nd</sup> |         | 3 <sup>rd</sup> |          |
| Flynn Jones         | 200 Back        | 2:22.27  | 200 IM          | 2:23.93 |                 |          |
| Sebastien Priscott  |                 |          |                 |         | 1500 Free       | 17:53.59 |
| Jordan Wilson       |                 |          | 400 IM          | 5:06.29 | 100 Fly         | 1:04.94  |

| FEMALE 17/18 Years | 1 <sup>st</sup> |         | 2 <sup>nd</sup> |         | 3 <sup>rd</sup> |         |
|--------------------|-----------------|---------|-----------------|---------|-----------------|---------|
| Caroline Baddock   |                 |         |                 |         | 200 Back        | 2:17.75 |
|                    |                 |         |                 |         | 50 Fly          | 28.07   |
|                    |                 |         | 100 Back        | 1:03.71 | 50 Back         | 30.44   |
|                    |                 |         |                 |         | 100 Fly         | 1:02.60 |
| Tabitha Baumann    | 400 Free        | 4:16.31 | 400 IM          | 4:58.07 |                 |         |
|                    | 800 Free        | 8:45.28 | 200 Free        | 2:03.70 |                 |         |
| Monique King       |                 |         |                 |         | 400 Free        | 4:22.12 |
|                    |                 |         |                 |         | 200 Free        | 2:06.83 |
|                    |                 |         |                 |         | 800 Free        | 8:56.99 |
| Tirol Palmer       | 50 Back         | 29.90   |                 |         | 100 Back        | 1:04.10 |
| Rima Williams      |                 |         | 50 Back         | 30.38   | 50 Free         | 27.13   |
| 16 Years           | 1 <sup>st</sup> |         | 2 <sup>nd</sup> |         | 3 <sup>rd</sup> |         |
| Jane Ip            |                 |         | 50 Breast       | 33.81   |                 |         |
|                    |                 |         | 200 Breast      | 2:38.71 |                 |         |
|                    |                 |         | 100 Breast      | 1:13.47 |                 |         |
| Georgia Marris     | 400 Free        | 4:25.29 | 50 Fly          | 29.49   | 200 IM          | 2:26.13 |
|                    | 100 Free        | 58.28   | 100 Fly         | 1:04.81 |                 |         |
|                    | 200 Free        | 2:05.75 |                 |         |                 |         |
| Rachel Smith       | 800 Free        | 9:12.36 | 400 IM          | 5:03.21 |                 |         |
| Naomi Smit         |                 |         | 50 Back         | 30.21   | 100 Free        | 58.88   |
|                    |                 |         | 50 Free         | 26.99   |                 |         |
| 15 Years           | 1 <sup>st</sup> |         | 2 <sup>nd</sup> |         | 3 <sup>rd</sup> |         |
| Kelsi Boocock      | 200 Back        | 2:21.26 |                 |         | 50 Back         | 31.00   |
|                    | 100 Back        | 1:06.18 |                 |         |                 |         |
| Rebekah Bradley    |                 |         | 50 Back         | 30.79   | 100 Back        | 1:06.69 |
| Emma Hanley        |                 |         | 200 Breast      | 2:43.42 | 100 Breast      | 1:17.74 |
| Millie Macdonald   | 50 Breast       | 34.22   |                 |         |                 |         |
|                    | 200 Breast      | 2:39.99 |                 |         |                 |         |
|                    | 100 Breast      | 1:13.87 | 200 Fr          | 2:08.30 |                 |         |
| Holly Parker       |                 |         | 200 IM          | 2:26.69 |                 |         |
| Morgan Wadley      |                 |         |                 |         | 50 Fly          | 30.31   |
| Georgia Zacest     |                 |         |                 |         | 100 Free        | 1:00.01 |
| 14 Years           | 1 <sup>st</sup> |         | 2 <sup>nd</sup> |         | 3 <sup>rd</sup> |         |
| Annika Anderson    |                 |         |                 |         | 100 Back        | 1:06.74 |
| Genevieve Bowler   |                 |         | 200 Free        | 2:08.95 |                 |         |
| Ella Cripps        |                 |         |                 |         | 400 Free        | 4:36.26 |
| Morgan Kilmister   |                 |         | 100 Breast      | 1:15.59 | 50 Breast       | 34.64   |
|                    |                 |         |                 |         | 200 Breast      | 2:44.07 |
| Caitlin Mann       | 400 IM          | 5:08.92 |                 |         | 100 Breast      | 1:16.11 |
|                    | 200 IM          | 2:25.72 |                 |         |                 |         |
| Annabelle Paterson |                 |         |                 |         | 200 Back        | 2:22.70 |
| Mary Tate          | 50 Breast       | 33.70   |                 |         | 200 IM          | 2:29.13 |

200 Breast

2:40.10

| 13 Years             | 1 <sup>st</sup> |         | 2 <sup>nd</sup> |         | 3 <sup>rd</sup> |         |
|----------------------|-----------------|---------|-----------------|---------|-----------------|---------|
| GabrielleFa'amausili | 100 Free        | 58.52   | 200 Back        | 2:24.93 |                 |         |
|                      | 50 Back         | 29.34   | 100 Back        | 1:03.37 |                 |         |
|                      | 50 Free         | 26.17   |                 |         |                 |         |
| Jacey Cropp          |                 |         | 400 IM          | 5:23.04 | 800 Free        | 9:50.13 |
| Yeonsu Lee           | 400 Free        | 4:30.41 |                 |         |                 |         |
|                      | 400 IM          | 5:06.23 |                 |         |                 |         |
|                      | 50 Fly          | 29.47   |                 |         |                 |         |
|                      | 200 Free        | 2:08.92 |                 |         |                 |         |
|                      | 200 Breast      | 2:46.41 |                 |         |                 |         |
|                      | 100 Breast      | 1:16.73 |                 |         |                 |         |
|                      | 100 Fly         | 1:04.11 |                 |         |                 |         |
|                      | 800 Free        | 9:26.04 |                 |         |                 |         |
|                      | 200 Fly         | 2:24.59 |                 |         |                 |         |
|                      | 200 IM          | 2:25.10 |                 |         |                 |         |
| Simone Lusby         |                 |         | 50 Free         | 28.51   |                 |         |

| Regional Relays   | 1 <sup>st</sup> |         | 2 <sup>nd</sup> |         | 3 <sup>rd</sup> |  |
|-------------------|-----------------|---------|-----------------|---------|-----------------|--|
| 16 & Over Male    | 4 x 50 Free     | 1:37.12 | 4 x 50 Medley   | 1:47.67 |                 |  |
|                   |                 |         |                 |         |                 |  |
| 16 & Over Female  | 4 x 50 Free     | 1:47.23 | 4 x 50 Medley   | 1:58.86 |                 |  |
|                   |                 |         |                 |         |                 |  |
| 15 & Under Male   | 4 x 50 Free     | 1:41.49 |                 |         |                 |  |
|                   | 4 x 50 Medley   | 1:52.37 |                 |         |                 |  |
| 15 & Under Female | 4 x 50 Free     | 1:48.97 |                 |         |                 |  |
|                   | 4 x 50 Medley   | 2:01.64 |                 |         |                 |  |

## NEW ZEALAND OPEN CHAMPIONSHIPS

17<sup>th</sup> – 22<sup>nd</sup> March 2013, Auckland

| MALE                  | 1 <sup>st</sup> | 2 <sup>nd</sup> | 3 <sup>rd</sup> |
|-----------------------|-----------------|-----------------|-----------------|
| Kurt Bassett          |                 | 50 Back         | 100 Back        |
| Shaun Burnett         | 200 Fly         |                 | 100 Fly         |
| Mitchell Donaldson    | 200 Medley      | 400 Medley      |                 |
|                       |                 |                 |                 |
| Nicholas Ferrif       |                 | 100 Breast      | 50 Breast       |
|                       |                 | 200 Breast      |                 |
| Benjamin Gillies      |                 |                 | 200 Back        |
| Steven Kent           |                 |                 | 200 Free        |
| Michael Mincham       | 1500 Free       |                 |                 |
| Mathew Myers          |                 | 1500 Free       |                 |
| Phillip Ryan          |                 |                 | 800 Free        |
| Glenn Snyders         | 100 Breast      |                 |                 |
|                       | 50 Breast       |                 |                 |
|                       | 200 Breast      |                 |                 |
| Nielsen Varoy         | 50 Fly          |                 | 100 Free        |
|                       | 50 Free         |                 |                 |
| FEMALE                | 1 <sup>st</sup> | 2 <sup>nd</sup> | 3 <sup>rd</sup> |
| Tabitha Baumann       |                 |                 | 1500 Free       |
| Lauren Boyle          | 400 Free        |                 |                 |
|                       | 1500 Free       |                 |                 |
|                       | 200 Free        |                 |                 |
|                       | 800 Free        |                 |                 |
|                       | 100 Free        |                 |                 |
| Tayla Clement         | 400 Free        |                 | 50 Free         |
|                       |                 |                 | 100 Free        |
| Gabrielle Fa'amausili |                 |                 | 50 Free         |
| Hayley Palmer         | 50 Free         |                 | 100 Free        |
| Laura Quilter         |                 |                 | 100 Fly         |
|                       |                 |                 | 50 Fly          |
| Samantha Richter      |                 | 50 Free         |                 |
|                       |                 | 50 Fly          |                 |
| Rima Williams         |                 |                 | 50 Back         |





## NEW ZEALAND DIVISION 2 CHAMPIONSHIPS

21<sup>st</sup> – 24<sup>th</sup> April 2013, Invergargill

| Male 13 Years        | 1 <sup>st</sup> | 2 <sup>nd</sup>    | 3 <sup>rd</sup> |
|----------------------|-----------------|--------------------|-----------------|
| Angus Falconer       |                 | 1500 Free 18:43.80 |                 |
| Male 16 – 18 Years   | 1 <sup>st</sup> | 2 <sup>nd</sup>    | 3 <sup>rd</sup> |
| Katherine Richardson |                 | 200 Back 2:35.51   | 50 Back 33.74   |

## 2012/2013 NEW ZEALAND REPRESENTATIVES

(Aucklanders selected for NZ Rep Teams & Camps)

### 2012 North Island Age Group Development Camp

*Rotorua, New Zealand*

*4<sup>th</sup> – 6<sup>th</sup> May 2012*

*(Based on selection period from November 1, 2011  
until March 12, 2012)*

#### Male Swimmers

Wilrich Coetzee

Yinhu Cui

Scott Fairbairn

Oliver Wu

Marcus Hamilton

#### Female Swimmers

Yeonsu Lee

Mary Tate

Garbrielle Fa'amausili

Ruth Palmer

Kelsi Boocock

Annabelle Paterson

Samantha Moriarty

### 2012 Top Age Group Squad Camp

*Auckland, New Zealand*

*27<sup>th</sup> – 29<sup>th</sup> July 2012*

*(Based on selection at NZ Age Group Champs held 6  
– 10 March, 2012)*

#### Male Swimmers

Yinhu Cui

Jason Smeets

#### Female Swimmers

Holly Parker

Georgia Zacest

Ruth Palmer

Kelsi Boocock

Annika Anderson

Emma Hanley

Millie MacDonald

Stephanie Hett

### 2012 Trans Tasman Series

*Australia,*

*1<sup>st</sup> – 7<sup>th</sup> July 2012*

*(Based on selection at NZ Age Group Champs & NZ  
Opens)*

#### Male Swimmers

Matthew Myers (DNS)

Eric Kahr

#### Female Swimmers

Georgia Marris

Monique King

Tirol Palmer (DNS)

Hayley Edmond

Rima Williams

Caroline Baddock

#### Coaches

Glenn Hamblyn

### 2012 Oceania Championships

*New Caledonia*

#### Male Swimmers

Benjamin Gillies

28<sup>th</sup> May – 2<sup>nd</sup> June 2012

Nicholas Ferrif (DNS)

**Female Swimmers**

Chloe Francis (DNS)

Grace Francis (DNS)

Danielle Koni (DNS)

**2012 US Open Championships**

Indianapolis

7<sup>th</sup> – 10<sup>th</sup> August 2012

(based on NZ Opens)

**Male Swimmers**

Neilson Varoy

Mitchell Donaldson

Roy Pearce

Shaun Burnett

**Female Swimmer**

Samantha Richter

**Coaches**

Thomas Ansorg

**2012 Junior Pan Pacific Championships**

Hawaii

23<sup>rd</sup> – 27<sup>th</sup> August 2012

**Male Swimmer**

Michael Mincham

**2012 Olympic Games**

London

26<sup>th</sup> July – 12<sup>th</sup> August 2012

**Male Swimmers**

Glenn Snyders

Carl O'Donnell

Steven Kent

Amini Fonua (representing Tonga)

(Past Auckland swimmers include Daniel Bell & Andrew McMillan)

**Female Swimmers**

Lauren Boyle

Melissa Ingram

Hayley Palmer

Penelope Marshall

**2012 Paralympic Games**

London

29<sup>th</sup> August – 9<sup>th</sup> September 2012

**Male Swimmer**

Daniel Holt

Daniel Sharp

Cameron Leslie

**Female Swimmer**

Rebecca Dubber

Aine Kelly-Costello

**2012 FINA World SC Swimming Championships**

Istanbul

11<sup>th</sup> December – 16<sup>th</sup> December 2012

**Female Swimmers**

Lauren Boyle

Melissa Ingram

**2013 Australian Youth Olympic Festival**

*Sydney*

*16<sup>th</sup> January – 20<sup>th</sup> January 2013*

**Male Swimmers**

Max Polianski

**Female Swimmers**

Caroline Baddock

Georgia Marris

Monique King

**Coaches**

Glenn Hamblyn

**2013 Outward Bound**

*Anakiwa*

*27<sup>th</sup> April – 4<sup>th</sup> May 2013*

**Male Swimmers**

Jacob Garrod

Adam McDoanld

Matthew Myers

**Female Swimmers**

Georgia Marris

Monique King

**2013 North Island Regional Age Group  
Development Camp**

*Rotorua*

*3<sup>rd</sup> – 5<sup>th</sup> May 2013*

**Male Swimmers**

Owen Chen

Liam Grozev

Jack Kelleher

Kieran Pangalila

Sebastien Priscott

Michael Slessor-White

Jordan Wilson

**Female Swimmers**

Jacey Cropp

Gina Galloway

Katherine Grozev

Yeonsu Lee

Victoria McTeigue

Ellie Tomoana

Georgie Walker

Irene Wu

**Coaches**

Sam Caradus

**2013 National Youth Camp**

*Auckland*

*21<sup>st</sup> – 23<sup>rd</sup> June 2013*

**Male Swimmers**

Wilrich Coetzee

Jacob Garrod

**Female Swimmers**

Jane Ip

Monique King

Georgia Marris

Rachel Smith

**Coaches**

Thomas Ansorg



**2013 World University Games**

*Kazan*

*6<sup>th</sup>-18<sup>th</sup> July 2013*

**Female Swimmers**

Hayley Palmer

Laura Quilter

**2013 Top Age Group Camp**

*Auckland*

*26<sup>th</sup> – 28<sup>th</sup> July 2013*

**Male Swimmers**

Yinhu cui

Scott Fairbairn

Koene Smit

Jordan Wilson

**Female Swimmers**

Genevieve Bowler

Jacey Cropp

Gabrielle Fa'amausili

Yeonsu Lee

Mary Tait

**Coaches**

Sam Caradus

Gary Francis

Josh Munro

**2013 15<sup>th</sup> FINA World Championships**

*Barcelona*

*24<sup>th</sup> July – 4<sup>th</sup> August 2013*

**Male Swimmers**

Shaun Burnett

Mitchell Donaldson

Phillip Ryan

Glenn Snyders

**Female Swimmers**

Lauren Boyle

**Coaches**

Judith Wright

**2013 4<sup>th</sup> World Junior Championships**

*Dubai*

*26<sup>th</sup>-31<sup>st</sup> August 2013*

**Male Swimmers**

Michael Mincham

**Female Swimmers**

Gabrielle Fa'amausili

**2013 IPC Swimming World Championships**

*Montreal*

*12<sup>th</sup> – 18<sup>th</sup> August 2013*

**Male Swimmers**


Cameron Leslie

Daniel Holt

Daniel Sharp

## 2012/2013 MEET PROFILES

| 2012 Auckland Relays Distance & Reverse Distance Championships |                                    |
|--|------------------------------------|
| 27 <sup>th</sup> – 28 <sup>th</sup> July 2012                  | West Wave Aquatic Centre Henderson |
| Meet Co-ordinator  | Event Managers                     |
| Entries: 69 (IE's) Teams: 369 (Relays)                         | Swimmers: 579                      |
| 2012 Auckland Winter Championships                             |                                    |
| 30 <sup>th</sup> August – 2 <sup>nd</sup> September 2012       | West Wave Aquatic Centre Henderson |
| Meet Co-ordinator  | Event Managers                     |
| Entries: 2131  | Swimmers: 402                      |
| 2012 SNZ Age Group Short Course & Open Champs                  |                                    |
| 29 <sup>th</sup> September – 3 <sup>rd</sup> October 2012      | Wellington                         |
| Auckland Team Manager  |                                    |
| Ak Entries: 734  | Swimmers: 135                      |
| 2012 Auckland Junior Invitational                              |                                    |
| 23 <sup>th</sup> - 25 <sup>th</sup> November 2012              | West Wave Aquatic Centre Henderson |
| Meet Co-ordinator  | Event Managers                     |
| Entries: 2745  | Swimmers: 513                      |
| 2012 Auckland Age Group Invitational                           |                                    |
| 7 <sup>th</sup> – 9 <sup>th</sup> December 2012                | West Wave Aquatic Centre           |
| Meet Co-ordinator  | Event Managers                     |
| Entries: 2603  | Swimmers: 465                      |
| 2013 SNZ Open Water Championships                              |                                    |
| 12 <sup>th</sup> – 13 <sup>th</sup> January 2013               | Lake Taupo                         |
| AK Entries: 16   | Swimmers: 12                       |
| 2013 Anthony Mosse Classic                                     |                                    |
| 24 <sup>th</sup> – 27 <sup>th</sup> January 2013               | West Wave Aquatic Centre Henderson |
| Meet Co-ordinator  | Event Managers                     |
| Entries: 3849 (IE) 81 Relays                                   | Swimmers: 675                      |
| 2013 SNZ Junior Age Championships                              |                                    |
| 16 <sup>th</sup> – 17 <sup>th</sup> February 2013              | Auckland, Wellington               |
| Auckland Team Manager  | <b>Toni Bayliffe</b>               |
| AK Entries: 579  | Swimmers: 130                      |
| 2013 Auckland Open Championships                               |                                    |
| 21 <sup>st</sup> – 24 <sup>th</sup> February 2013              | West Wave Aquatic Centre Henderson |
| Meet Co-ordinator  | Event Managers                     |
| Entries: 372   | Swimmers: 105                      |
| 2013 SNZ Age Group Championships                               |                                    |
| 26 <sup>th</sup> February – 2 <sup>nd</sup> March 2013         | Wellington                         |
| Auckland Team Manager  | <b>Toni Bayliffe</b>               |
| AK Entries: 639 (IE's) 42 Relays                               | Swimmers: 121                      |
| 2013 SNZ Open Championships                                    |                                    |
| 17 <sup>th</sup> – 22 <sup>nd</sup> March 2013                 | Auckland                           |
| Auckland Team Manager  | <b>Steve Peterson</b>              |
| Entries: 305 (IE's) 11 Relays                                  | Swimmers: 96                       |
| 2013 SNZ Division II Competition                               |                                    |
| 21st – 24th April 2013   | Invercargill                       |
| Auckland Team Manager  | <b>Kirstin Falconer</b>            |
| Individual Entries: 61   | Swimmers: 10                       |



# **AUCKLAND SWIMMING ASSOCIATION INC.**

## **Financial Statements**

For the year ended 30 April 2013

| <b>Contents</b>                    | <b>Page</b> |
|------------------------------------|-------------|
| Association Directory              | 2           |
| Auditors' Report                   | 3           |
| Statement of Financial Position    | 4           |
| Statement of Financial Performance | 5           |
| Statement of Movements in Equity   | 6           |
| Notes to the Financial Statements  | 7-8         |
| Depreciation Schedule              | Appendix    |



# AUCKLAND SWIMMING ASSOCIATION INC.

## Directory

|                    |   |
|--------------------|---|
| Nature of business | To act as the controlling authority for Swimming New Zealand in Auckland including arranging, controlling and managing competitive meets and Association Championship races for swimmers and to exercise all the privileges delegated by the rules of Swimming New Zealand.       |
| Address            | Sports House<br>Harbour Sport<br>Stadium Drive<br>ALBANY  |
| Board Members      | Teresa Stanley (Elected Board Member and Chairperson)<br>Willem Coetzee (Elected Board Member and Vice Chairperson)<br>Cameron Gibson (Elected Board Member)<br>Gwen Ryan (Elected Board Member)<br>Claudia Hill (Elected Board Member)<br>Robin Baddock (Appointed Board Member) |
| Auditors           | HLB Mann Judd<br>Level 6<br>57 Symonds Street<br>AUCKLAND   |

# AUCKLAND SWIMMING ASSOCIATION INC.

## Statement of Financial Position

As at 30 April 2013

|                                | Notes | 2013<br>\$         | 2012<br>\$         |
|--------------------------------|-------|--------------------|--------------------|
| <b>Non-Current Assets</b>      |       |                    |                    |
| Property, plant and equipment  | 2     | 167,207            | 199,278            |
| <b>Current Assets</b>          |       |                    |                    |
| Cash at Bank                   | 3     | 68,120             | 58,854             |
| Sundry debtors                 |       | 28,306             | 58,609             |
|                                |       | <u>96,426</u>      | <u>117,463</u>     |
| <b>Total Assets</b>            |       | <u>263,633</u>     | <u>316,741</u>     |
| <b>Current Liabilities</b>     |       |                    |                    |
| Creditors and Accruals         |       | 103,281            | 117,025            |
| GST payable                    |       | 5,204              | 3,844              |
| Provision for Incentive Scheme |       | 5,967              | 5,847              |
| <b>Total Liabilities</b>       |       | <u>114,452</u>     | <u>126,716</u>     |
| <b>Net Assets</b>              |       | <u>149,181</u>     | <u>190,025</u>     |
| <br><b>Equity</b>              |       | <br><u>149,181</u> | <br><u>190,025</u> |

For and on behalf of the board

\_\_\_\_\_  
Chairperson

\_\_\_\_\_  
Board Member

Date:.....

Date:.....

---

The accompanying notes form part of the financial statements.

# AUCKLAND SWIMMING ASSOCIATION INC.

## Statement of Financial Performance

For the year ended 30 April 2013

|                                     | Notes | 2013<br>\$     | 2012<br>\$ |
|-------------------------------------|-------|----------------|------------|
| Operating Revenues                  | 4     | 243,229        | 324,531    |
| Operating Expenses                  | 5     | 284,073        | 324,327    |
| <b>Net (Deficit) for the period</b> |       | <u>-40,844</u> | <u>204</u> |

---

The accompanying notes form part of the financial statements.

**AUCKLAND SWIMMING ASSOCIATION INC.**

**Statement of Movements in Equity**

For the year ended 30 April 2013

|  | <b>2013</b>    | <b>2012</b>    |
|--|----------------|----------------|
|  | <b>\$</b>      | <b>\$</b>      |
| <b>Equity at beginning of the period</b> | 190,025        | 189,821        |
| Net Surplus/(Deficit) for the period     | -40,844        | 204            |
| <b>Equity at end of the period</b>       | <u>149,181</u> | <u>190,025</u> |

---

The accompanying notes form part of the financial statements.



# AUCKLAND SWIMMING ASSOCIATION INC.

## Notes to the Financial Statements

For the year ended 30 April 2013

### 1. Statement of Accounting Policies

#### Reporting Entity

Auckland Swimming Association Inc. is incorporated under the Incorporated Societies Act 1908.

The financial statements have been prepared in accordance with generally accepted accounting practice. The Association qualifies for differential reporting exemptions, as specified by the Institute of Chartered Accountants of New Zealand statement of concepts for general financial reporting, based on the following criteria:

- It is not publicly accountable, and
- It is not large.

The Association has adopted all available differential reporting exemptions.

#### Measurement Base

Accounting principles recognised as appropriate for the measurement and reporting of earnings and financial position on an historical cost basis are followed by the Association.

#### Specific Accounting Policies

The following specific accounting policies which materially effect the measurement of financial performance and financial position have been applied:

##### Property Plant and Equipment

Property Plant and Equipment are stated at cost or valuation less aggregate depreciation, which has been calculated using the maximum rates permitted by the *Income Tax Act 2007*. The depreciation rates are shown in the Fixed Assets Schedule.

##### Goods and Services Tax

The Statement of Financial Performance has been prepared on a GST exclusive basis. All items in the Statement of Financial Position are stated exclusive of GST with the exception of receivables and payables which include GST.

##### Accounts Receivable

Accounts receivable are stated at estimated realisable value after providing against debts for which collection is considered doubtful.

##### Income Recognition

Income from donations and membership is recognised in the Statement of Financial Performance when received. However Grants income received for which the association has yet to perform its obligation under the terms of the grant is recorded as Tagged Funding in current liabilities in the Statement of Financial Position.

Income owed to the Association for services rendered is recorded as Sundry Debtors in the current assets in the Statement of Financial Position.

#### Changes in Accounting Policies

There have been no changes in accounting policies. All policies have been applied on bases consistent with those used in previous years.

# AUCKLAND SWIMMING ASSOCIATION INC.

## Notes to the Financial Statements

For the year ended 30 April 2013

|  |                | 2013            |                |               |
|--|----------------|-----------------|----------------|---------------|
|  | Cost           | Accum.<br>Depn. | Book<br>Value  | Depreciation  |
|  | \$             | \$              | \$             | \$            |
| 2. <b>Property Plant and Equipment</b> |                |                 |                |               |
| Property plant and equipment           | <u>527,502</u> | <u>360,295</u>  | <u>167,207</u> | <u>45,994</u> |

|                            | Cost           | 2012<br>Accum.<br>Depn. | Book<br>Value  | Depreciation  |
|----------------------------|----------------|-------------------------|----------------|---------------|
|                            | \$             | \$                      | \$             | \$            |
| Property plant & equipment | <u>513,580</u> | <u>314,302</u>          | <u>199,278</u> | <u>36,954</u> |

A condition attached to some of the funding of the score board screen, cost price of \$205,850, included in the fixed asset register above is that it is to remain at the Westwave Aquatic Centre, Henderson, Auckland. The book value of the score board screen at balance date is \$77,194.

|   | 2013           | 2012           |
|---|----------------|----------------|
|   | \$             | \$             |
| 3. <b>Cash and Bank</b>                 |                |                |
| ASB Bank Limited                        | 22             | 604            |
| ASB Bank Limited current account        | <u>-653</u>    | <u>-8,894</u>  |
|   | -631           | -8,290         |
| <b>ANZ Banking Group Limited</b>        |                |                |
| ANZ Banking Group Limited term deposits | <u>68,751</u>  | <u>67,143</u>  |
| Total                                   | <u>68,120</u>  | <u>58,853</u>  |
| 4. <b>Operating Revenues</b>            |                |                |
| Donations/Grants/Entries                | 240,341        | 321,487        |
| Interest received                       | <u>2,888</u>   | <u>3,044</u>   |
|   | <u>243,229</u> | <u>324,531</u> |
| 5. <b>Operating Expenses</b>            |                |                |
| Include                                 |                |                |
| Audit fee                               | 3,000          | 2,600          |
| Depreciation                            | 45,994         | 36,954         |
| Doubtful debts                          | -              | 5,403          |
| Lease photocopier                       | 5,571          | 4,743          |
| Rent                                    | 4,227          | 4,001          |

6. **Income tax**  
The Association is deemed to be an amateur sports promoter by the Inland Revenue Department and has therefore been granted exemption from paying Income Tax under the Income Tax Act 2007.

# AUCKLAND SWIMMING ASSOCIATION INC.

## Notes to the Financial Statements

For the year ended 30 April 2013

|  |               |               |
|--|---------------|---------------|
| <b>7. Commitments</b>                  | <b>2013</b>   | <b>2012</b>   |
| a) Building Lease charges              | \$            | \$            |
| Current                                | 318           | 318           |
| Non Current                            | -             | -             |
| Term                                   | <u>318</u>    | <u>318</u>    |
| b) Photocopier Lease charges           |               |               |
| Current                                | 6,264         | 6,264         |
| Non Current                            | 12,006        | 18,270        |
| Term                                   | <u>18,270</u> | <u>24,534</u> |
| <b>Capital commitments at 30 April</b> | <u>Nil</u>    | <u>Nil</u>    |

### 8. Going Concern

The Association is dependent on the continuing financial support of grant and funding organisations to cover its operating expenses however funding going forward has no certainty attached to it. If this support is not forth coming there would be uncertainty as to whether the Association will be able to continue as a going concern and therefore whether it will be able to pay its debts as and when they fall due and payable. If the Association is unable to continue in operational existence, and pays its debts as and when they fall due, adjustments may have to be made to reflect the situation that assets may need to be realised and liabilities extinguished, other than in the normal course of business and at amounts which they are currently recorded in the Statement of Financial Position.

### 9. Contingent Liabilities

|                                    |            |            |
|------------------------------------|------------|------------|
| Contingent Liabilities at 30 April | <u>Nil</u> | <u>Nil</u> |
|------------------------------------|------------|------------|

Subsequent to balance date the National Swimming Association changed its constitution, to the effect it would seek to impose potentially a governance structure over and even have the ability to levy individuals associations beneath it. There is the potential for a charge to be imposed on the Association and its effect on the financial statements cannot be quantified.

# AUCKLAND SWIMMING ASSOCIATION INC.

## Statement of Financial Performance

For the year ended 30 April 2013

| <b>Income</b>                                   | <b>2013</b>    | <b>2012</b>    |
|---|----------------|----------------|
| <b>Meets Income</b>                             | <b>\$</b>      | <b>\$</b>      |
| Entries   | 103,450        | 104,094        |
| Door, programmes, raffles                       | 14,875         | 15,809         |
| Meets donations/grants                          | 24,619         | 34,973         |
| Sponsorship                                     | 3,591          | 11,167         |
| Penalties/Non-Qualifying, scratchings           | -22            | 1,147          |
| Profit ex Swimming New Zealand                  | 12,325         | 6,000          |
| <b>Total Meets Income</b>                       | <b>158,838</b> | <b>173,190</b> |
| <b>Administration</b>                           |                |                |
| Advertising                                     | 1,500          | 2,300          |
| Affiliation fees (clubs)                        | 1,821          | 2,270          |
| ASA yearbooks                                   | 1,134          | 2              |
| Donations/grants                                | -              | 54,508         |
| Entry levy – ASA meets                          | 19,884         | 17,107         |
| Interest received                               | 2,888          | 3,044          |
| Merchandising                                   | 7,948          | 6,121          |
| Reimbursements                                  | 109            | 27,783         |
| Registration fees individuals                   | 31,143         | 30,560         |
| Transfers                                       | 446            | 277            |
| <b>Total Administration</b>                     | <b>66,873</b>  | <b>143,972</b> |
| <b>Equipment Funds</b>                          |                |                |
| Automated officiating device maintenance levy   | 2,870          | 2,609          |
| Automated officiating device computer/paper fee | 2,090          | 2,392          |
| Equipment hire                                  | 1,129          | 368            |
| Officials uniforms                              | -              | -              |
| Photocopying                                    | 1,285          | 1,493          |
| <b>Total Equipment Funds</b>                    | <b>7,374</b>   | <b>6,862</b>   |
| <b>Projects</b>                                 |                |                |
| Junior league                                   | 8,136          | -              |
| Auckland swimming league                        | 2,008          | -              |
| Schools swimming                                | -              | 507            |
| <b>Total Projects Income</b>                    | <b>10,144</b>  | <b>507</b>     |
| <b>Total Income</b>                             | <b>243,229</b> | <b>324,531</b> |



# AUCKLAND SWIMMING ASSOCIATION INC.

## Statement of Financial Performance

For the year ended 30 April 2013

| <b>Expenditure</b>                          | <b>2013</b>    | <b>2012</b>    |
|---|----------------|----------------|
| <b>Meets Expenditure</b>                    | <b>\$</b>      | <b>\$</b>      |
| Equipment hire                              | 3,691          | 3,772          |
| Enties refunds                              | 109            | -              |
| Medals                                      | 19,990         | 18,885         |
| Meet event organizer                        | 6,713          | 63             |
| Miscellaneous                               | 718            | 652            |
| New Zealand Swim trust – levy on champs     | -              | -775           |
| Pool and room hire                          | 37,600         | 35,965         |
| Stationery                                  | 2,486          | 2,563          |
| Refreshments/Hospitality                    | 80             | 2,262          |
| Representatives ribbons and caps            | 46             | 363            |
| Team manager expenses                       | 1,892          | 3,965          |
| <b>Total Meets Expenditure</b>              | <b>73,325</b>  | <b>67,715</b>  |
| <b>Administration Expenditure</b>           |                |                |
| Accountancy                                 | 3,485          | 2,550          |
| ACC levy                                    | 1,357          | 1,479          |
| Auditors                                    | 3,000          | 2,500          |
| Bank fees                                   | 162            | 107            |
| Bad debts                                   | 20,236         | -              |
| Donation                                    | -              | 1,169          |
| Doubtful debts                              | -28,845        | 5,403          |
| General expenses                            | 50             | 8,808          |
| Insurance                                   | 2,447          | 2,026          |
| Legal                                       | 1,958          | 25,470         |
| Media                                       | -              | 670            |
| Merchandising supply                        | 5,150          | 5,387          |
| Photocopier                                 | 5,571          | 4,743          |
| Office rent                                 | 4,227          | 4,001          |
| Photocopier expenses                        |                | 1,519          |
| Postage                                     | 269            | 399            |
| Printing and stationery                     | 11,094         | 8,673          |
| Swimming New Zealand Annual General meeting | 657            | 2,563          |
| Salaries and wages                          | 107,734        | 109,109        |
| Reimbursement of expenses                   | 7,788          | 4,004          |
| Telephone, tolls and internet               | 4,210          | 9,572          |
| Website                                     | 800            | 2,095          |
| Year book                                   | 1,880          | -              |
| <b>Total Administration Expenditure</b>     | <b>153,230</b> | <b>202,247</b> |

# AUCKLAND SWIMMING ASSOCIATION INC.

## Statement of Financial Performance

For the year ended 30 April 2013

|  | 2013           | 2012           |
|--|----------------|----------------|
| <b>Competition Expenses</b>                | <b>\$</b>      | <b>\$</b>      |
| Big screen expenses                        | 1,702          | 5,020          |
| Sports awards                              | 2,497          | 1,810          |
| Swimming New Zealand high performance levy | -              | 3,980          |
| <b>Total Competition expenses</b>          | <u>4,199</u>   | <u>10,810</u>  |
| <b>Technical Costs</b>                     |                |                |
| Assets under \$500                         | -              | 1,392          |
| Automated officiating device room payments | 3,867          | 3,000          |
| Depreciation                               | 45,994         | 36,954         |
| Repairs and maintenance                    | 1,473          | 1,725          |
| <b>Total Technical Costs</b>               | <u>51,334</u>  | <u>43,071</u>  |
| <b>Other Expenses</b>                      |                |                |
| Interest and penalties paid                | 1,197          | -              |
| Inland Revenue penalties                   | 788            | 484            |
| Loss on sale of assets                     | -              | -              |
| <b>Total Other Expenses</b>                | <u>1,985</u>   | <u>484</u>     |
| <b>Total Expenses</b>                      | <u>284,073</u> | <u>324,327</u> |
| <b>Profit/(Deficit) for the Year</b>       | <u>-40,844</u> | <u>204</u>     |

This schedule has been completed without undertaking an audit or review engagement.

---

**Auckland Swimming Association Inc**

**Taxation Depreciation Schedule  
For the Year Ended 30 April 2013**

|                                 | Private<br>Use % | Date       | Orig<br>Cost | Open<br>W.D.V | Add'ns<br>(Sales) | Profit(Loss)<br>on Sale | Dep<br>Method | YTD<br>Dep | Accum<br>Depn | Close<br>W.D.V |
|---------------------------------|------------------|------------|--------------|---------------|-------------------|-------------------------|---------------|------------|---------------|----------------|
| <b>Property improvements</b>    |                  |            |              |               |                   |                         |               |            |               |                |
| A.O.D room alterations          |                  |            | 2100         | 733           |                   |                         | 10.00 D       | 73         | 1440          | 660            |
|                                 |                  |            | 2100         | 733           |                   |                         |               | 73         | 1440          | 660            |
| <b>Computer equipment</b>       |                  |            |              |               |                   |                         |               |            |               |                |
| Compulink computer Admin        |                  |            | 3325         | 8             |                   |                         | 48.00 D       | 4          | 3321          | 4              |
| Brother laser printer           |                  |            | 2344         | 1             |                   |                         | 48.00 D       | 1          | 2344          |                |
| Compaq laptop computer          |                  |            | 2667         | 3             |                   |                         | 48.00 D       | 1          | 2665          | 2              |
| Team manager 2 software         |                  |            | 779          | 1             |                   |                         | 48.00 D       | 1          | 779           |                |
| Network pro option              |                  |            | 710          | 106           |                   |                         | 20.00 D       | 21         | 625           | 85             |
| Administrators lap top          |                  |            | 2162         | 9             |                   |                         | 48.00 D       | 4          | 2157          | 5              |
| Office software package         |                  |            | 350          | 2             |                   |                         | 48.00 D       | 1          | 349           | 1              |
| Hytek software                  |                  |            | 539          | 3             |                   |                         | 48.00 D       | 1          | 537           | 2              |
| Hytek software - new TM license |                  |            | 350          | 4             |                   |                         | 48.00 D       | 2          | 348           | 2              |
| Computer                        |                  |            | 1330         | 22            |                   |                         | 48.00 D       | 11         | 1319          | 11             |
| Web site                        |                  |            | 4213         | 47            |                   |                         | 48.00 D       | 23         | 4189          | 24             |
| Computers                       |                  |            | 4313         | 71            |                   |                         | 60.00 D       | 43         | 4285          | 28             |
| Software and installation       |                  |            | 1050         | 18            |                   |                         | 60.00 D       | 11         | 1043          | 7              |
| Computer                        |                  |            | 1539         | 79            |                   |                         | 60.00 D       | 48         | 1508          | 31             |
| Lap top                         |                  |            | 2018         | 291           |                   |                         | 60.00 D       | 174        | 1901          | 117            |
| Omega software interface        |                  |            | 1850         | 281           |                   |                         | 60.00 D       | 169        | 1738          | 112            |
| Computer                        |                  | 01/12/2012 | 608          |               | 608               |                         | 50.00 D       | 127        | 127           | 481            |
| Computer                        |                  | 08/02/2013 | 695          |               | 695               |                         | 50.00 D       | 87         | 87            | 608            |
|                                 |                  |            | 30842        | 947           | 1303              |                         |               | 729        | 29322         | 1520           |
| <b>Furniture &amp; fittings</b> |                  |            |              |               |                   |                         |               |            |               |                |
| Cupboard                        |                  |            | 311          | 161           |                   |                         | 9.50 D        | 15         | 165           | 146            |
| Filing cabinet                  |                  |            | 554          | 147           |                   |                         | 12.00 D       | 18         | 425           | 129            |
| Computer workstation            |                  |            | 355          | 62            |                   |                         | 14.40 D       | 9          | 302           | 53             |
| 2 x chair trolleys              |                  |            | 470          | 73            |                   |                         | 22.00 D       | 16         | 413           | 57             |
| Cup trophy                      |                  |            | 985          | 857           |                   |                         | 10.00 D       | 86         | 214           | 771            |
|                                 |                  |            | 2675         | 1300          |                   |                         |               | 144        | 1519          | 1156           |

**Auckland Swimming Association Inc**

**Taxation Depreciation Schedule  
For the Year Ended 30 April 2013**

|  | Private<br>Use % | Date       | Orig<br>Cost | Open<br>W.D.V | Add'ns<br>(Sales) | Profit(Loss)<br>on Sale | Dep<br>Method | YTD<br>Dep | Accum<br>Depn | Close<br>W.D.V |
|--|------------------|------------|--------------|---------------|-------------------|-------------------------|---------------|------------|---------------|----------------|
| <b>Technical/Technological</b>                               |                  |            |              |               |                   |                         |               |            |               |                |
| 200 new chairs   |                  |            | 5200         | 662           |                   |                         | 20.00 D       | 132        | 4670          | 530            |
| HL 1240 printer  |                  |            | 689          |               |                   |                         | 48.00 D       |            | 689           |                |
| Compulink computers A.O.D                                    |                  |            | 2537         | 6             |                   |                         | 48.00 D       | 3          | 2534          | 3              |
| 3 flat screens, 2 mouse &<br>keyboards                       |                  |            | 1555         | 21            |                   |                         | 48.00 D       | 10         | 1544          | 11             |
| CD Player  |                  |            | 311          | 7             |                   |                         | 39.60 D       | 3          | 307           | 4              |
| 2 touch pad trolley frames                                   |                  |            | 5260         | 670           |                   |                         | 20.00 D       | 134        | 4724          | 536            |
| Lane rope reels  |                  |            | 2575         | 32            |                   |                         | 20.00 D       | 6          | 2549          | 26             |
| Touch buttons  |                  |            | 3387         | 44            |                   |                         | 26.40 D       | 12         | 3355          | 32             |
| 3 Touch buttons  |                  |            | 919          | 44            |                   |                         | 26.40 D       | 12         | 887           | 32             |
| ARES 21 timing equipment                                     |                  |            | 25711        | 1094          |                   |                         | 26.40 D       | 289        | 24906         | 805            |
| Stop watches - old   |                  |            | 581          | 1             |                   |                         | 48.00 D       | 1          | 581           |                |
| Starter timer units & writing                                |                  |            | 19682        | 838           |                   |                         | 26.40 D       | 221        | 19065         | 617            |
| Touch pads, wiring & installation<br>of new timing equipment |                  |            | 32825        | 1396          |                   |                         | 26.40 D       | 369        | 31798         | 1027           |
| ARES converter & cable                                       |                  |            | 365          | 17            |                   |                         | 26.40 D       | 4          | 352           | 13             |
| 9 new lane ropes   |                  |            | 13351        | 1702          |                   |                         | 20.00 D       | 340        | 11989         | 1362           |
| 6 manual push buttons ex Aust                                |                  |            | 650          | 98            |                   |                         | 20.00 D       | 20         | 572           | 78             |
| Timing system - standalone start                             |                  |            | 2918         | 235           |                   |                         | 26.40 D       | 62         | 2745          | 173            |
| 30 stopwatches - new   |                  |            | 1493         | 8             |                   |                         | 48.00 D       | 4          | 1489          | 4              |
| Beltrac queue guides with navy<br>blue                       |                  |            | 2000         | 325           |                   |                         | 20.00 D       | 65         | 1740          | 260            |
| Results stand  |                  |            | 750          | 347           |                   |                         | 9.50 D        | 33         | 436           | 314            |
| Walkie talkies and headsets                                  |                  |            | 1607         | 7             |                   |                         | 50.00 D       | 4          | 1604          | 3              |
| Storage reels for lane ropes                                 |                  |            | 8080         | 3763          |                   |                         | 9.50 D        | 357        | 4674          | 3406           |
| 10 new lap counters  |                  |            | 714          | 106           |                   |                         | 22.00 D       | 23         | 631           | 83             |
| OIT3 buttons   |                  |            | 706          | 110           |                   |                         | 22.00 D       | 24         | 620           | 86             |
| Storage reel and cover for<br>storage                        |                  |            | 2740         | 1330          |                   |                         | 9.50 D        | 126        | 1536          | 1204           |
| New starters stand   |                  |            | 1644         | 875           |                   |                         | 9.50 D        | 83         | 852           | 792            |
| Omega starting blocks  |                  |            | 27500        | 14488         |                   |                         | 9.50 D        | 1376       | 14388         | 13112          |
| Computer and software for AOD<br>room                        |                  |            | 6885         | 189           |                   |                         | 48.00 D       | 91         | 6787          | 98             |
| Stand for red buttons  |                  |            | 1067         | 153           |                   |                         | 30.00 D       | 46         | 960           | 107            |
| 6 push buttons   |                  |            | 824          | 132           |                   |                         | 30.00 D       | 40         | 732           | 92             |
| Touch pads and buttons                                       |                  |            | 16394        | 2411          |                   |                         | 30.00 D       | 723        | 14706         | 1688           |
| 12 stop watches  |                  |            | 700          | 108           |                   |                         | 30.00 D       | 32         | 624           | 76             |
| Score board screen   |                  |            | 205850       | 97779         |                   |                         | 10.00 P       | 20585      | 128656        | 77194          |
| Starters stand   |                  |            | 1932         | 1124          |                   |                         | 12.00 D       | 135        | 943           | 989            |
| Lap counters (12)  |                  |            | 988          | 444           |                   |                         | 22.00 D       | 98         | 642           | 346            |
| Touch pads   |                  |            | 10125        | 4713          |                   |                         | 30.00 D       | 1414       | 6826          | 3299           |
| Touch pads   |                  |            | 5275         | 3215          |                   |                         | 25.00 D       | 804        | 2864          | 2411           |
| Timing start blocks  |                  |            | 50115        | 44895         |                   |                         | 25.00 D       | 11224      | 16444         | 33671          |
| Push buttons   |                  |            | 2015         | 1931          |                   |                         | 25.00 D       | 483        | 567           | 1448           |
| Starting blocks  |                  |            | 5404         | 5179          |                   |                         | 25.00 D       | 1295       | 1520          | 3884           |
| Starting blocks  |                  |            | 4599         | 4503          |                   |                         | 25.00 D       | 1126       | 1222          | 3377           |
| Thermal online printer                                       |                  |            | 1344         | 1299          |                   |                         | 40.00 D       | 519        | 564           | 780            |
| Plate for medals   |                  | 08/06/2012 | 1050         |               | 1050              |                         | 25.00 D       | 241        | 241           | 809            |
| Plate for medals   |                  | 12/11/2012 | 2100         |               | 2100              |                         | 25.00 D       | 263        | 263           | 1837           |
| Computer for AOD room  |                  | 31/01/2013 | 1243         |               | 1243              |                         | 50.00 D       | 207        | 207           | 1036           |
| Timing start blocks  |                  | 01/05/2012 | 5956         |               | 5956              |                         | 25.00 D       | 1489       | 1489          | 4467           |
| Plate for medals   |                  | 26/06/2012 | 2270         |               | 2270              |                         | 25.00 D       | 520        | 520           | 1750           |
|  |                  |            | 491884       | 196300        | 12619             |                         |               | 45048      | 328014        | 163870         |
|  |                  |            | 527502       | 199278        | 13921             |                         |               | 45994      | 360295        | 167207         |

This schedule has been completed without undertaking an audit or review engagement.

# ASA SPONSORS 2013/2014

We sincerely thank all our sponsors  
for their continued support



ASB Community Trust

Te Kaitiaki Putea o Tamaki o Tai Tokerau



Since 1899




supported by 'ASB



analogue



DEALS MONEY CAN'T BUY







Scottie T Photography

